

H&S

170 GRINDER-MIXER



Convenient • Dependable • Smooth


Feeding attachments and unloading mechanisms are all driven hydraulically - No drive belts, chains or gear clusters to wear out.



An adjustable slip clutch on the auger rotation provides protection if foreign objects are encountered.



A 14" mixing auger with a 30" base provides superior mixing uniformity.



The grinder mixer drive system is protected with an overrunning clutch for a smooth shut-down.



A 12" diameter by 7' long hydraulic variable speed Swinging Intake Auger (SIA) moves grain, ear corn, shelled corn, or other miscellaneous grains into the mill with ease. The hydraulic variable speed control allows you to keep the mill at maximum capacity.

The Cyclonic Reservoir provides circulation to cool the oil. The hydraulic motor provides a flow of 10.5 GPM with a 10 micron oil filter.

Two heavy remove a accidentally entering the



MIXER FEATURES

The **300 degree swing radius** of the unloading auger allows repositioning of the discharge auger from one side of the machine to the other without moving the grinder-mixer.

Sixty-six thin **hammers** reduce horsepower requirements, cutting the material - not pounding it.

Cutting action occurs against the throat plate as a suction fan pulls the ground feed through the screens, allowing a more uniform mix for ration control.


Twelve screens range in size from 1/8" to 2" in diameter to grind the grain to the consistency that you desire.



A **supplement hopper** 23" wide x 18" long features a sack cutter is side mounted 35" above the ground.

The **PTO driven 21"** grinder mill features an eight "A" section banded V-belt for a positive drive and a quick release pin (P) to disengage the mill.

Duty 4"x18" magnets any metal that may mix with the material in the mill.



A **slide style door** provides easy opening for unloading. The automatic chain oiler system oils the drive chains when the discharged auger is raised.

Hydraulic system includes a pulley-driven pump, cyclonic reservoir for maximum hydraulic cooling and pressure relief valve. Two full length windows and a rear porthole window allow the operator to see feed levels.

SPECIFICATIONS

MODEL 170 GRINDER-MIXER	
TANK CAPACITY – BUSHEL	135
TANK CAPACITY – CUBIC FT.	159
TANK DIAMETER	72"
DIAMETER OF MIXING AUGER	14" DIAMETER W/30" BASE
LADDER	STANDARD FRONT MOUNT OVER MILL
TANK WINDOWS	2 FULL LENGTH & 1 PORT HOLE STYLE
OVERALL HEIGHT	10' 7"
OVERALL WIDTH	7' 9" W/O AUGER FEEDER
OVERALL LENGTH	15' 8"
GROUND CLEARANCE	11' 5"
SUPPLEMENT HOPPER	23"W X 18"L 35" ABOVE GROUND
FEEDER	GRAVITY HOPPER WITH SWINGING INTAKE AUGER (SIA)
PTO DRIVE	540 OR 1000 RPM
HORSEPOWER REQUIREMENT	540 RPM UP TO 115 HP 1000 RPM UP TO 145 HP
TIRES	12.5L-15 - 20 PLY
JACK	STANDARD
TRANSPORT LIGHTING KIT	STANDARD
WEIGHT	3,600#
SWINGING INTAKE AUGER (SIA)	
SWINGING INTAKE AUGER LENGTH	84"
SWINGING INTAKE AUGER DIAMETER	12"
INFEED HOPPER	42" W/FOLD-IN-FLARE - ADJUSTABLE AS LOW AS 20"
DRIVE	DIRECT DRIVE INDEPENDENT HYDRAULIC MOTOR

MILL	
HAMMERMILL WIDTH	21"
CYLINDER DIAMETER	20"
GRINDER DRIVE	8 "A" SECTION BANDED V-BELT
GRINDER HAMMERS	66-4 WAY REVERSIBLE STEEL ALLOY
GRINDER SCREEN AREA	600 SQUARE INCHES
THROAT MAGNETS	2 - 4" X 18"
CYLINDER SPEED	2700 RPM
DISCHARGE AUGER	
UNLOADING AUGER TUBE DIAMETER	8"
UNLOADING AUGER LENGTH	12'
UNLOADING AUGER ROTATION	300 DEGREES
UNLOADING AUGER REACH STANDARD	APPROX. 19' @ 53 DEGREES
UNLOADING AUGER W/3' EXTENSION	APPROX. 21'6" AT 53 DEGREES
UNLOADING AUGER W/6' EXTENSION	APPROX. 23'10" AT 53 DEGREES
DRIVE SYSTEM	
SELF-CONTAINED – INCLUDES PULLEY-DRIVEN PUMP, RESERVOIR & PRESSURE RELIEF VALVE WITH EXTERNAL HORN	
PUMP PRESSURE	3,200 PSI MAXIMUM
OIL FLOW	10.5 G.P.M.
HYDRAULIC RESERVOIR	CYCLONIC RESERVOIR
OIL FILTER	10 MICRON

OPTIONS
3' & 6' DISCHARGE AUGER EXTENSIONS
DIGI-STAR EZ 2500 or EZ 3400 SCALE with EXTERNAL HORN
HI-MOISTURE KIT
MILL SCREENS

OPTIONAL SCALES



A **Digi-Star EZ 2500** scale or a **EZ 3400** scale with external horn are optional.



Warranty: See operators manual for warranty details and limitations. H&S reserves the right to change its products or the description at any time without notice or obligation.



NEED A QR CODE READER?
DOWNLOAD THE FREE APP
TO YOUR SMARTPHONE!

Buy the BEST

BUY

H&S

Models and specifications are subject to change without prior notice.

1/17 4M

H&S MANUFACTURING

2608 S. Hume Avenue
P.O. Box 768 • Telephone (715) 387-3414
FAX (715) 384-5463 • Website www.hsmfgco.com
MARSHFIELD, WI 54449



H&S WAREHOUSE 10145 Lakeshore Road
P.O. Box 1260 • Telephone (716) 736-7595
FAX (716) 736-7596 • Website www.hsmfgco.com
RIPLEY, NY 14775