



5217/5219/5221

FORAGE BOX

PARTS BOOK

Part #86595

HSMFG010422

Revision #03

5217 Starting Ser. #222C517003 / 222T517001

5219 Starting Ser. #222C519003 / 222T519001

5221 Starting Ser. #UNIT 10 / TA UNIT 8

STRONG HERITAGE - STRONG PEOPLE - STRONGER FUTURE

SECTION

| | |
|---------------------------------------|---------|
| Instructions for Ordering Parts | 1 |
| Cross Conveyor..... | 3-61 |
| Twin Auger | 62-115 |
| 17/19/21' Forage Boxes | 116-155 |
| Parts Notes | 156 |

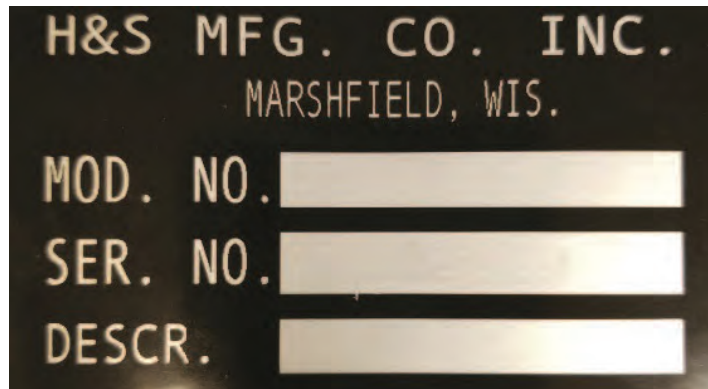
INSTRUCTIONS FOR ORDERING PARTS

All service parts should be ordered through your authorized H&S dealer. Your Dealership will be able to give you faster service if you will provide them with the following:

1. Model & Serial Number - Both can be located on the side of the center bearing post above jack mount.
2. All references to left or right apply to the machine as viewed from the rear.
3. Parts should not be ordered from illustration only. Please order complete part number.
4. If your dealer has to order parts - give shipping instructions:

VIA truck - large pieces (please specify local truck lines)

VIA United Parcel Service (include full address)



PLEASE RECORD NUMBERS FOR YOUR UNIT FOR QUICK REFERENCE

ABOUT IMPROVEMENTS

H&S IS CONTINUALLY STRIVING TO IMPROVE IT'S PRODUCTS

We must therefore, reserve the right to make improvements or changes whenever it becomes practical to do so, without incurring any obligation to make changes or additions to the equipment previously sold.

CROSS CONVEYOR UNIT

CONTENTS

| | |
|--|-------|
| Figure 1 - Front Shields & Components. | 4-5 |
| Figure 2 - Side Shield & Components. | 6-7 |
| Figure 3 - Top Front Shields & Components. | 8-9 |
| Figure 4 - Cross Conveyor Panels & Components. | 10-11 |
| Figure 5 - Return Panel & Components. | 12-13 |
| Figure 6 - Beater Panel & Components LH. | 14-15 |
| Figure 7 and 7A - Extension & Components. | 16-19 |
| Figure 8 - Extension Cylinder & Components. | 20-21 |
| Figure 9 - Housing Panel & Components RH. | 22-23 |
| Figure 10 - Beater Components RH. | 24-25 |
| Figure 11 - Beater Components LH. | 26-27 |
| Figure 12 - Side Door & Components RH. | 28-29 |
| Figure 13 - Beater Shield & Components. | 30-31 |
| Figure 14 - Apron Drive Shaft & Components. | 32-33 |
| Figure 15 - Beater Chains & Sprockets. | 34-35 |
| Figure 16 - Main Apron & Cross Conveyor Drive. | 36-37 |
| Figure 17 - Clutch Components. | 38-39 |
| Figure 18 - Sheaves/Belts & Components. | 40-41 |
| Figure 19 - Front Drive Chain/Sprocket & Components. | 42-43 |
| Figure 20 - Front Drive/Belts & Components. | 44-47 |
| Figure 21 - Beater Gearbox. | 48-49 |
| Figure 22 - Worm Gearbox. | 50-51 |
| Figure 23 - PTO 540 RPM Long. | 52-53 |
| Figure 24 - PTO 540 RPM Short. | 54-55 |
| Figure 25 - Optional Top Beater. | 56-57 |
| Figure 26 - Hydraulic Drive Kit. | 58-59 |
| Figure 27 - Electric Cab Control Kit | 60-61 |

FIGURE 1
FRONT SHIELDS & COMPONENTS

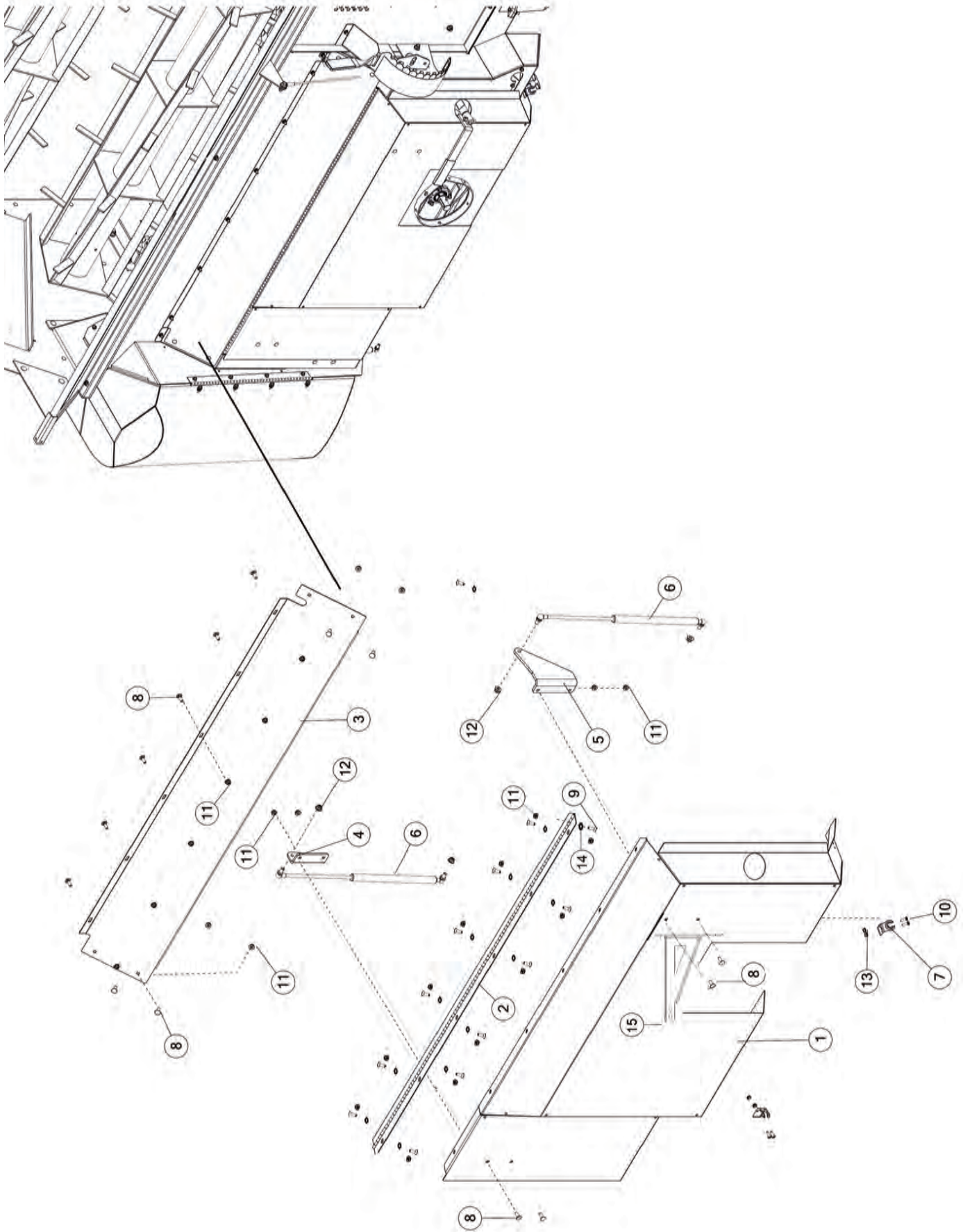


FIGURE 1
FRONT SHIELDS & COMPONENTS

| <u>ITEM</u> | <u>QTY</u> | <u>PART#</u> | <u>DESCRIPTION</u> |
|--------------------|-------------------|---------------------|----------------------------------|
| 1 | 1 | 79104 | DOOR SHIELD, FRONT |
| 2 | 1 | 79039 | PIANO HINGE |
| 3 | 1 | 74148 | SHIELD, FRONT |
| 4 | 1 | 80594 | GAS SPRING UPPER BRACKET RH |
| 5 | 1 | 80597 | GAS SPRING UPPER BRACKET LH |
| 6 | 1 | 80583 | GAS SPRING |
| 7 | 2 | X233 | LATCH CATCH |
| 8 | 14 | YBCR08040 | BOLT CARRIAGE, 1/4 X 3/4 G5 |
| 9 | 12 | YSFS08010 | BOLT FLAT SOCKET HEAD, 1/4 X 3/4 |
| 10 | 4 | YSPN64005 | SCREW PAN HEAD, 10 X 5/8 |
| 11 | 26 | YNFG08010 | NUT FLANGE, 1/4 |
| 12 | 2 | YNFG10005 | NUT FLANGE, 5/16 |
| 13 | 4 | YNNY64005 | NUT HEX, #10-24, G2 |
| 14 | 12 | YWFL08005 | WASHER FLAT, 1/4 |
| 15 | 1 | 91236 | BRACKET, HOSE TETHER |

FIGURE 2 SIDE SHIELD & COMPONENTS

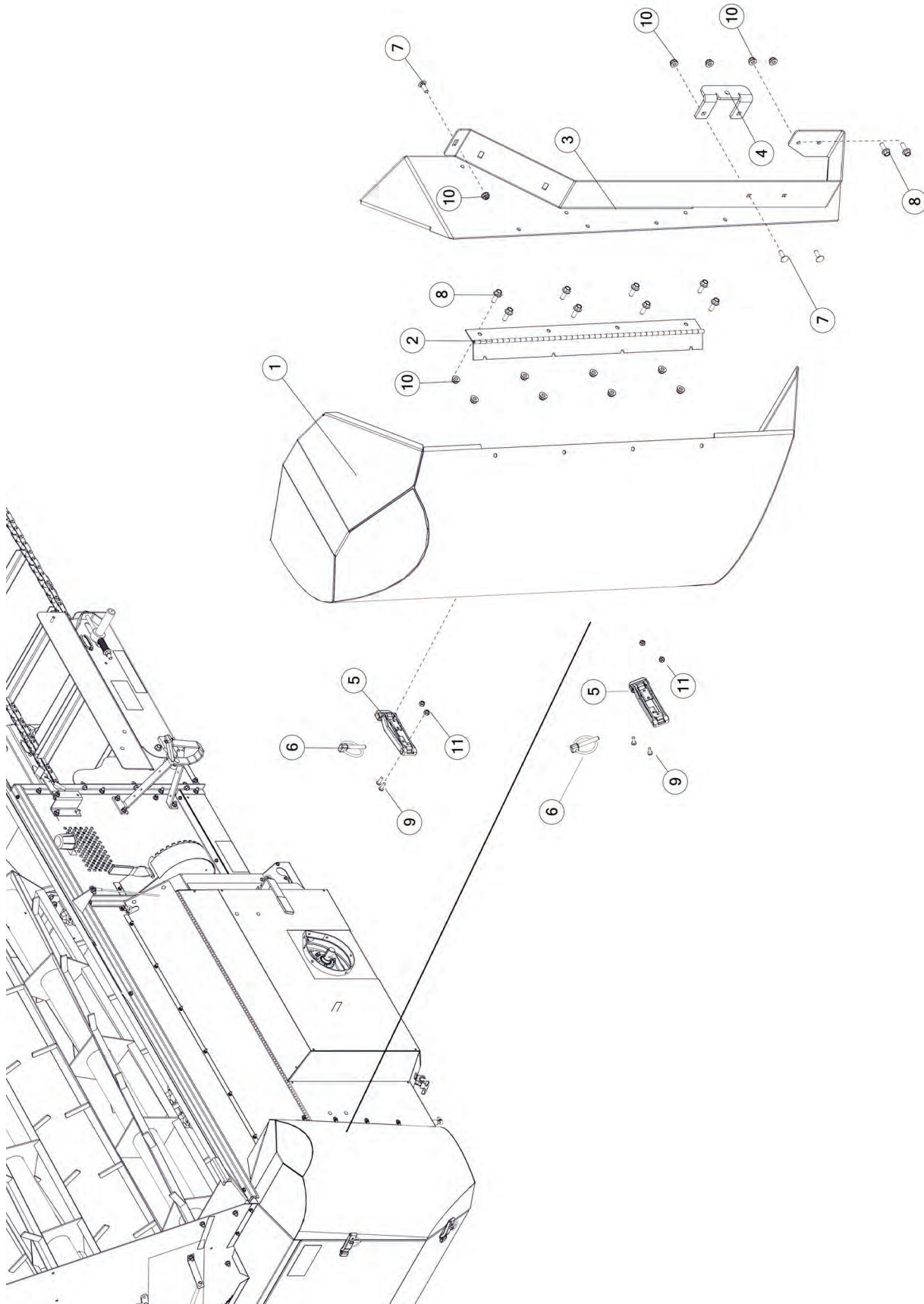


FIGURE 2
SIDE SHIELD & COMPONENTS

| <u>ITEM</u> | <u>QTY</u> | <u>PART#</u> | <u>DESCRIPTION</u> |
|--------------------|-------------------|---------------------|-----------------------------|
| 1 | 1 | 81415 | CORNER SHIELD, ROUND FRONT |
| 2 | 1 | 74267 | PIANO HINGE |
| 3 | 1 | 81533 | INSIDE CORNER SHIELD, FRONT |
| 4 | 1 | 80595 | GAS SPRING LOWER BRACKET RH |
| 5 | 2 | 80180 | DRAW LATCH |
| 6 | 2 | YPLY08011 | LYNCH PIN, 1/4 X 1-9/16 |
| 7 | 3 | YBCR08040 | BOLT CARRIAGE, 1/4 X 3/4 G5 |
| 8 | 10 | YBFB08075 | BOLT FLANGE, 1/4 X 3/4 G5 |
| 9 | 4 | YSP62006 | SCREW PAN HEAD, #8-32 X 1/2 |
| 10 | 13 | YNFG08010 | NUT FLANGE, 1/4 |
| 11 | 4 | YNNY62005 | NUT HEX, #8-32 G2 |

FIGURE 3 TOP FRONT SHIELD & COMPONENTS

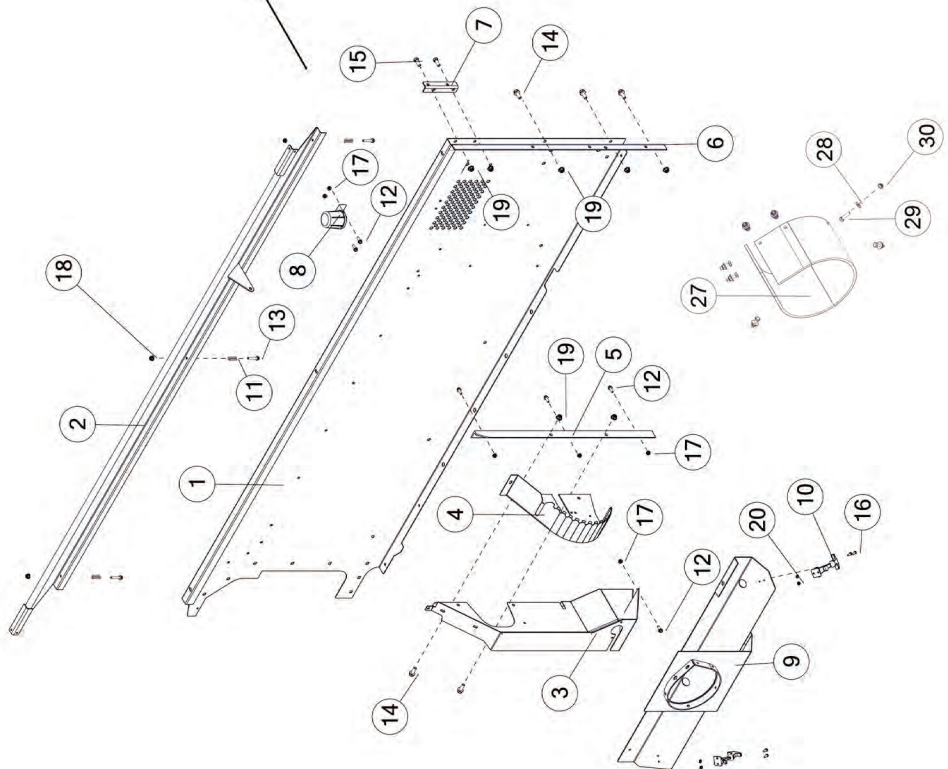
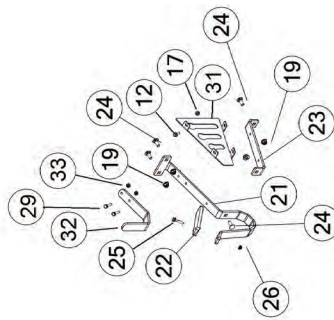
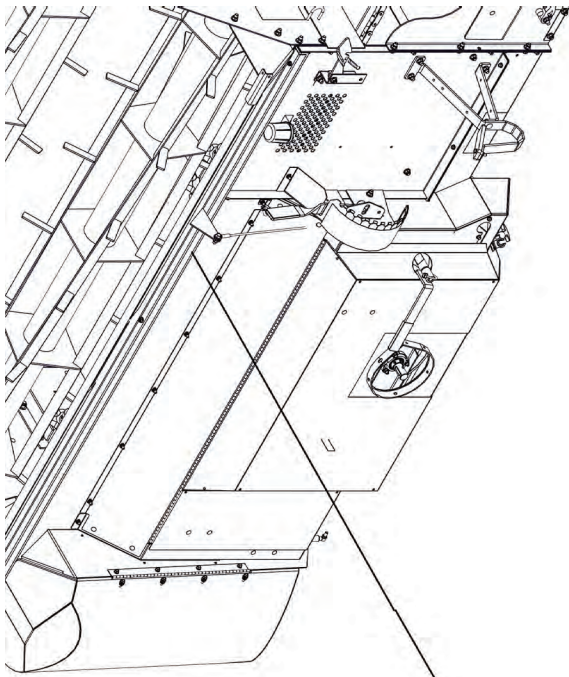


FIGURE 3
TOP FRONT SHIELD & COMPONENTS

| <u>ITEM</u> | <u>QTY</u> | <u>PART#</u> | <u>DESCRIPTION</u> |
|--------------------|-------------------|---------------------|-----------------------------|
| 1 | 1 | 78956B | UNIT PANEL, FRONT |
| 2 | 1 | 79098 | EMERGENCY STOP PANEL |
| 3 | 1 | 79037 | SHIELD, FRONT LH |
| 4 | 1 | 73302 | SPEED SELECTOR BRACKET |
| 5 | 1 | 73314 | PANEL BRACE, FRONT |
| 6 | 1 | 73287 | SUPPORT BRACKET, FRONT |
| 7 | 1 | 73343 | ANGLE BRACKET, CORNER LH |
| 8 | 1 | CHM38 | PLUG STORAGE |
| 9 | 1 | 79040 | PTO SHIELD |
| 10 | 2 | X233 | LATCH ASSEMBLY |
| 11 | 3 | S7 | SPRING |
| 12 | 9 | YBFB08075 | BOLT FLANGE, 1/4 X 3/4 G5 |
| 13 | 3 | YBFB08150 | BOLT FLANGE, 1/4 X 1-1/2 G5 |
| 14 | 5 | YBFB12003 | BOLT FLANGE, 3/8 X 1 G5 |
| 15 | 2 | YBHH12010 | BOLT HEX, 3/8 X 1 G5 |
| 16 | 4 | YSPN64005 | SCREW PAN HEAD, 10 X 5/8 |
| 17 | 10 | YNFG08010 | NUT FLANGE, 1/4 |
| 18 | 3 | YNFG10005 | NUT FLANGE, 5/16 |
| 19 | 11 | YNFG12006 | NUT FLANGE, 3/8 |
| 20 | 4 | YNNY64005 | NUT HEX, 10-24 G2 |
| 21 | 1 | 80558 | TOP PTO BRACKET |
| 22 | 1 | S78 | RUBBER TAB |
| 23 | 1 | 80559 | HOLDER BRACKET |
| 24 | 4 | YBCR12010 | BOLT CARRIAGE, 3/8 X 1 G5 |
| 25 | 1 | YBFB08125 | BOLT FLANGE, 1/4 X 1-1/4 G5 |
| 26 | 1 | YNFG08010 | NUT FLANGE, 1/4 |
| 27 | 1 | 79070 | PTO RUBBER |
| 28 | 7 | YWFL08005 | WASHER FLAT, 1/4 |
| 29 | 9 | YBHH08010 | BOLT HEX, 1/4 X 1 |
| 30 | 7 | YNNY08005 | NUT HEX, 1/4 |
| 31 | 1 | 80561 | HOSE HOLDER |
| 32 | 1 | 80562 | HYDRAULIC HOSE HOLDER |
| 33 | 2 | YNRL08005 | NUT HEX, 1/4 |

FIGURE 4 CROSS CONVEYOR PANELS & COMPONENTS

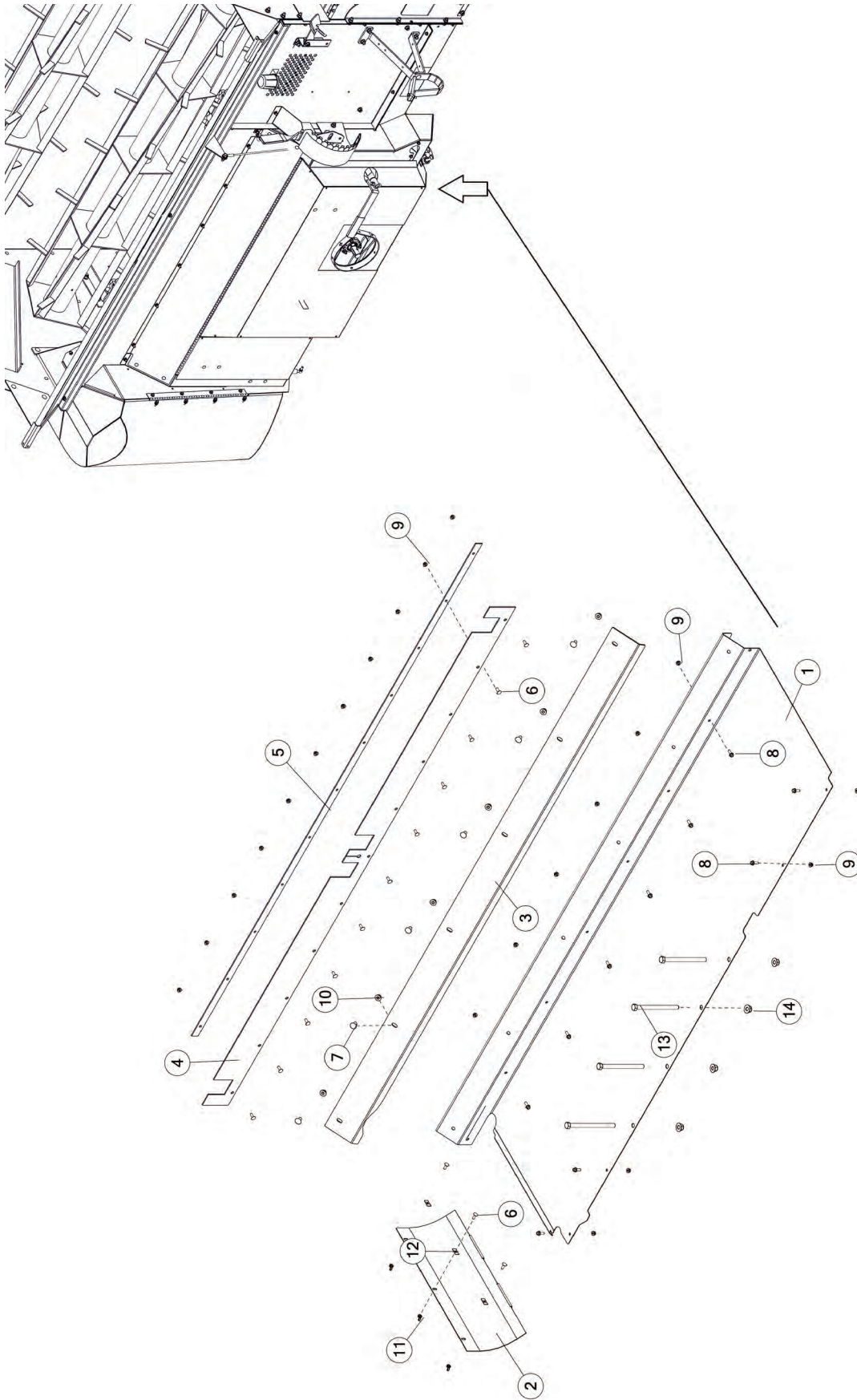


FIGURE 4

CROSS CONVEYOR PANELS & COMPONENTS

| <u>ITEM</u> | <u>QTY</u> | <u>PART#</u> | <u>DESCRIPTION</u> |
|-------------|------------|--------------|-------------------------------|
| 1 | 1 | 78955 | CROSS APRON PAN |
| 2 | 1 | 79108 | RETURN PAN |
| 3 | 1 | 72888 | HOLD DOWN |
| 4 | 1 | S306 | RUBBER SEAL |
| 5 | 1 | S288 | RUBBER SEAL STRAP |
| 6 | 14 | YBCR08040 | BOLT CARRIAGE, 1/4 X 3/4 G5 |
| 7 | 6 | YBCR12065 | BOLT CARRIAGE, 3/8 X 3/4 G5 |
| 8 | 10 | YBFB08075 | BOLT FLANGE, 1/4 X 3/4 G5 |
| 9 | 21 | YNFG08010 | NUT FLANGE, 1/4 |
| 10 | 6 | YNFG12006 | NUT FLANGE, 3/8 |
| 11 | 3 | YNWG08005 | NUT WING, 1/4 |
| 12 | 3 | YNSP08005 | NUT SPRING, RCT FLAT, 1/4 X 1 |
| 13 | 4 | YBHH16175 | BOLT HEX, 1/2 X 6-1/2 G5 |
| 14 | 4 | YNFG16003 | NUT FLANGE, 1/2 |

FIGURE 5 **RETURN PANEL & COMPONENTS**

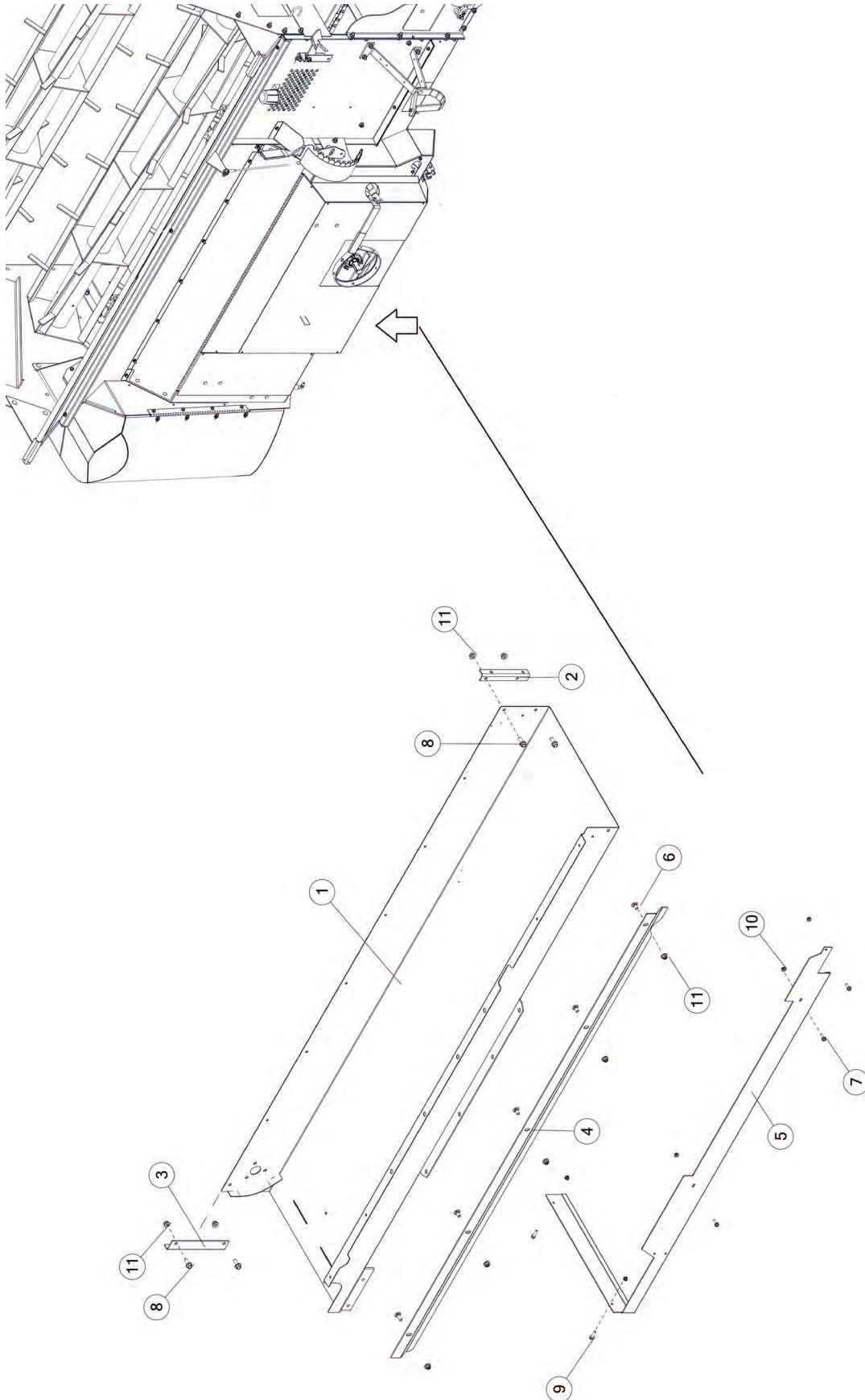


FIGURE 5
RETURN PANEL & COMPONENTS

| <u>ITEM</u> | <u>QTY</u> | <u>PART#</u> | <u>DESCRIPTION</u> |
|--------------------|-------------------|---------------------|--------------------------------|
| 1 | 1 | 78950B | RETURN PAN, FRONT |
| 2 | 1 | 73342 | RETURN PAN BRACKET ANGLE LH |
| 3 | 1 | 78977 | RETURN PAN BRACKET ANGLE RH |
| 4 | 1 | 73353 | HOLDOWN, FRONT |
| 5 | 1 | 79101 | SHIELD, LOWER FRONT |
| 6 | 5 | YBCR12065 | BOLT CARRIAGE, 3/8-16 X 3/4 G5 |
| 7 | 3 | YBFB08075 | BOLT FLANGE, 1/4 X 3/4 G5 |
| 8 | 4 | YBFB12003 | BOLT FLANGE, 3/8 X 1 G5 |
| 9 | 2 | YBFB08100 | BOLT FLANGE, 1/4 X 1 G5 |
| 10 | 5 | YNFG08010 | NUT FLANGE, 1/4 |
| 11 | 9 | YNFG12006 | NUT FLANGE, 3/8 |

FIGURE 6
BEATER PANEL & COMPONENTS LH

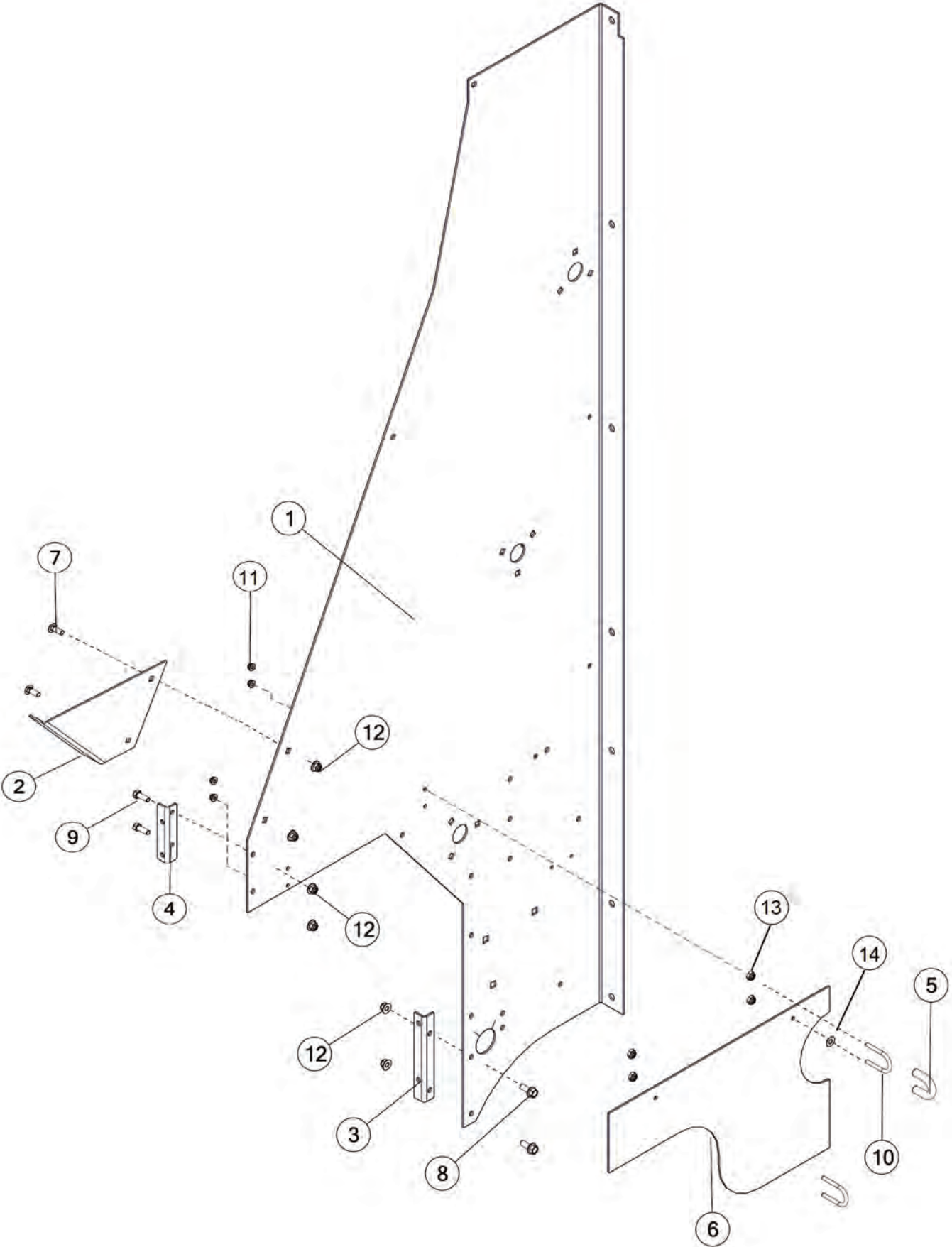


FIGURE 6
BEATER PANEL & COMPONENTS LH

| <u>ITEM</u> | <u>QTY</u> | <u>PART#</u> | <u>DESCRIPTION</u> |
|-------------|------------|--------------|-----------------------------|
| 1 | 1 | 86543B | PANEL, SIDE LH |
| 2 | 1 | 80620 | EMERGENCY STOP BRACKET LH |
| 3 | 1 | 73342 | RETURN PAN ANGLE BRACKET LH |
| 4 | 1 | 73343 | ANGLE BRACKET, CORNER LH |
| 5 | 1 | S1 | SPRING |
| 6 | 1 | 79107 | CROSS APRON SHIELD |
| 7 | 2 | YBCR12010 | BOLT CARRIAGE, 3/8 X 1 G5 |
| 8 | 2 | YBFB12003 | BOLT FLANGE, 3/8 X 1 G5 |
| 9 | 2 | YBHH12010 | BOLT HEX, 3/8 X 1 G5 |
| 10 | 2 | YBPU08005 | BOLT U, 1/4 X 3/4 |
| 11 | 4 | YNFG08010 | NUT FLANGE, 1/4 |
| 12 | 6 | YNFG12006 | NUT FLANGE, 3/8 |
| 13 | 4 | YNHX08005 | NUT HEX, 1/4 |
| 14 | 1 | YWFL10005 | WASHER FLAT, 5/16 |

FIGURE 7 EXTENSION & COMPONENTS

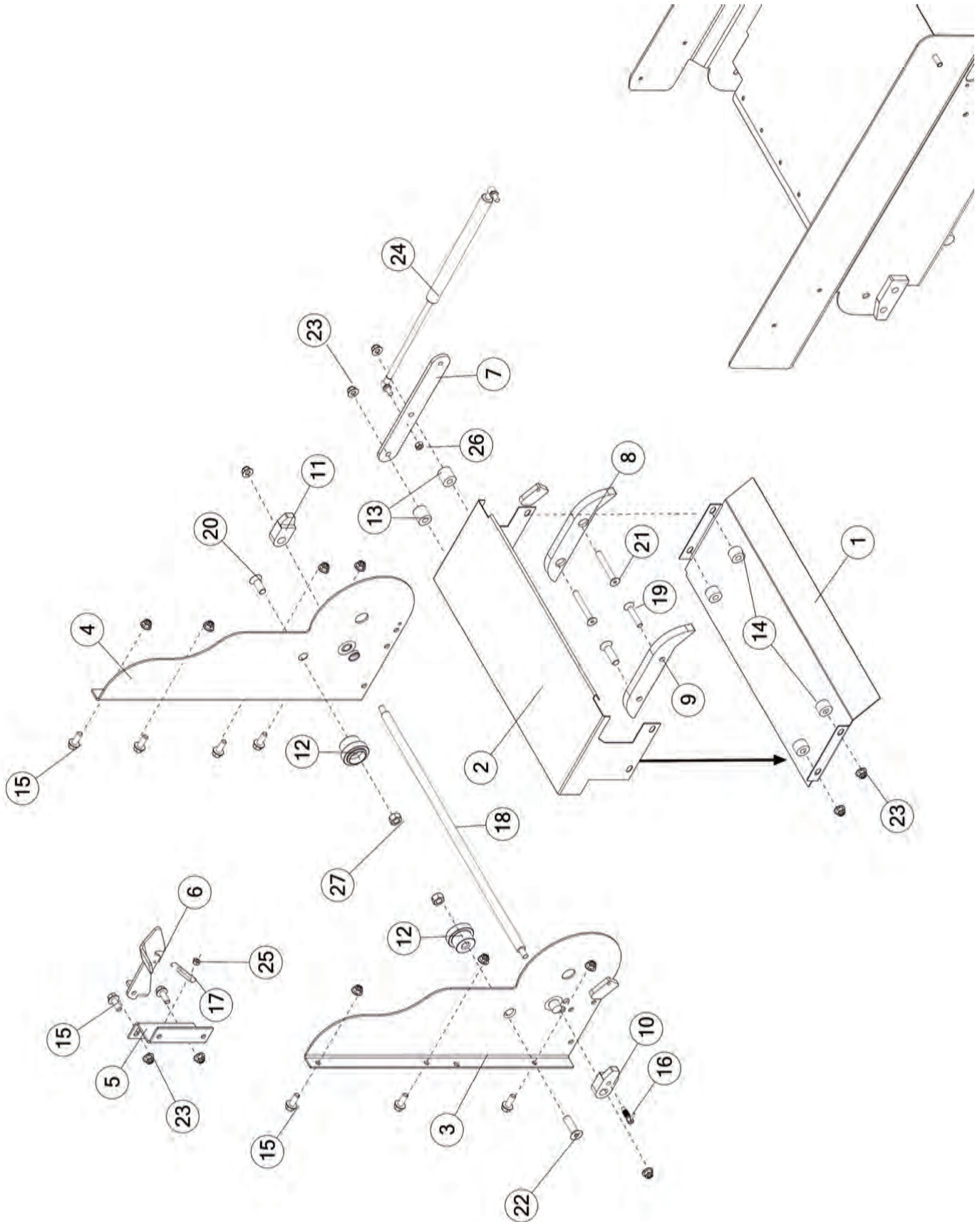


FIGURE 7

EXTENSION & COMPONENTS

| <u>ITEM</u> | <u>QTY</u> | <u>PART#</u> | <u>DESCRIPTION</u> |
|-------------|------------|--------------|---|
| 1 | 1 | 72774 | STEEL PANEL, RETURN PAN, BOTTOM |
| 2 | 1 | 72775 | PAN EXTENSION |
| 3 | 1 | 73011 | PANEL EXTENSION, FRONT |
| 4 | 1 | 72788 | PANEL EXTENSION, BACK |
| 5 | 1 | 72787 | LOCK BRACKET EXTENSION |
| 6 | 1 | 76543 | LONG EXT LATCH |
| 7 | 1 | 72982 | GAS STRUT MOUNT PLATE, 10-3/4 X 1-1/2 X 1/4 |
| 8 | 1 | 75739 | CHAIN SLIDE POLY, 5/8 |
| 9 | 1 | 75748 | CHAIN SLIDE POLY, 5/8 |
| 10 | 1 | 76647 | STOP CAM PLATE, 2-3/4 X 1-1/4 X 3/4 |
| 11 | 1 | 76720 | STOP CAM PLATE, 2-5/8 X 1-1/4 X 3/4 |
| 12 | 2 | 80574 | CHAIN ROLLER HOLDOWN |
| 13 | 2 | 72984 | SPACER, 1 |
| 14 | 2 | 75746 | SPACER |
| 15 | 4 | YBFB12003 | BOLT FLANGE, 3/8 X 1 G5 |
| 16 | 1 | 76723 | RETRACT SPRING PIN, 0.38-16 |
| 17 | 1 | GM208 | LATCH SPRING |
| 18 | 1 | 76680 | EXTENSION STOP |
| 19 | 4 | YSFS12017 | BOLT FLAT SOCKET, 3/8 X 2 |
| 20 | 1 | YSFS16015 | BOLT FLAT SOCKET, 1/2 X 1-1/4 |
| 21 | 2 | YSFS12350 | BOLT FLAT SOCKET, 3/8 X 3 |
| 22 | 1 | YSFS16020 | BOLT FLAT SOCKET, 1/2 X 1-3/4 |
| 23 | 16 | YNFG12006 | NUT FLANGE, 3/8 |
| 24 | 1 | TS244 | GAS STRUT |
| 25 | 1 | YNHX08006 | NUT HEX, 1/4 G5 |
| 26 | 1 | YNRL10005 | NUT HEX, 5/16 |
| 27 | 4 | YNRL16005 | NUT HEX, 1/2 |

FIGURE 7A EXTENSION & COMPONENTS

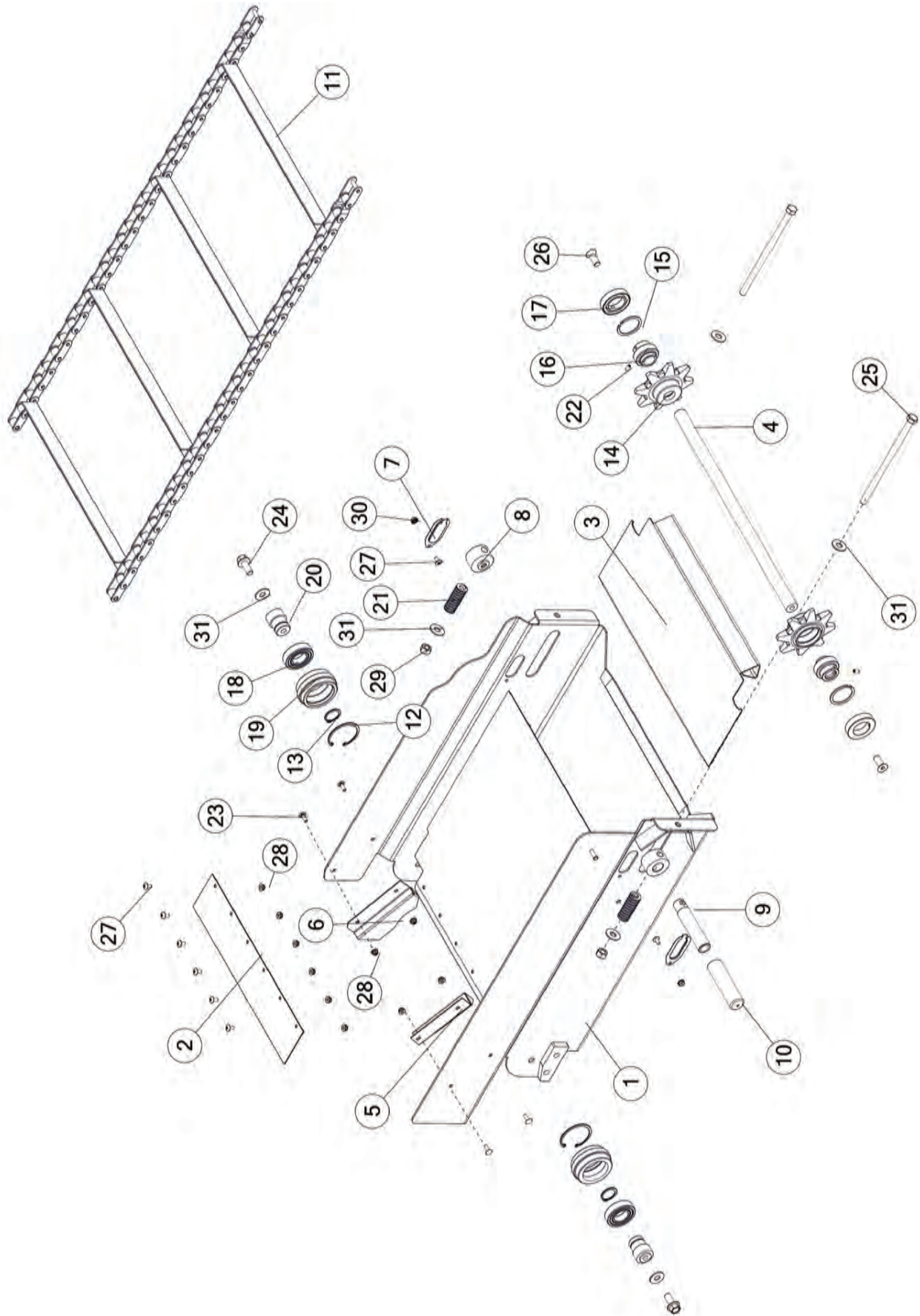


FIGURE 7A

EXTENSION & COMPONENTS

| <u>ITEM</u> | <u>QTY</u> | <u>PART#</u> | <u>DESCRIPTION</u> |
|-------------|------------|--------------|--|
| 1 | 1 | 72794B | SHELL EXTENSION |
| 2 | 1 | 76568 | POLY PANEL |
| 3 | 1 | 72974 | CROSS APRON PAN EXTENTION |
| 4 | 1 | 72791 | APRON IDLER SHAFT |
| 5 | 1 | 77965 | EXTENSION SHIELD LH |
| 6 | 1 | 77966 | EXTENSION SHIELD RH |
| 7 | 1 | SD186 | COVER |
| 8 | 1 | SD313 | TIGHTENER BLOCK |
| 9 | 1 | SDHPI01 | MANUAL LIFT HANDLE |
| 10 | 1 | X41 | HANDLE GRIP |
| 11 | 1 | SD306 | CROSS CONVEYOR CHAIN |
| 12 | 1 | 73378 | SNAP RING, INTERNAL STANDARD, 2-1/2 |
| 13 | 1 | F73 | SNAP RING, 1-1/4 |
| 14 | 2 | SD180 | SPROCKET, 8T |
| 15 | 2 | SD262 | SNAP RING IN-206 |
| 16 | 2 | K90 | BEARING |
| 17 | 2 | SD312 | BEARING SHIELD |
| 18 | 2 | 72810 | BALL BEARING, 1-1/4 |
| 19 | 2 | 72781 | POLY CHAIN ROLLER |
| 20 | 2 | 87449 | ROUND SHAFT |
| 21 | 1 | 76537 | BRAKE SPRING |
| 22 | 2 | YSKP08011 | SCREW SET, SOCKET, KNURLED CUP PT, 1/4 X 1/2 |
| 23 | 2 | YBCR08035 | BOLT CARRIAGE, SN, 1/4 X 3/4 |
| 24 | 2 | YBFB16125 | BOLT FLANGE, 1/2 X 1-1/4 G5 |
| 25 | 2 | YBHH16191 | BOLT HEX, 1/2 X 9-1/2 G5 |
| 26 | 2 | YSFS16015 | BOLT FLAT, SOCKET, 1/2 X 1-1/4 |
| 27 | 7 | YSTP08005 | SCREW TRUSS HEAD, PHILLIPS MACH, 1/4 X 1/2 |
| 28 | 10 | YNFG08010 | NUT FLANGE, 1/4 |
| 29 | 2 | YNRL16005 | NUT HEX, 1/2 |
| 30 | 2 | YNSF08005 | NUT FLANGE, 1/4 G2 |
| 31 | 4 | YWFL16005 | WASHER FLAT, 1/2 |

FIGURE 8 EXTENSION CYLINDER & COMPONENTS

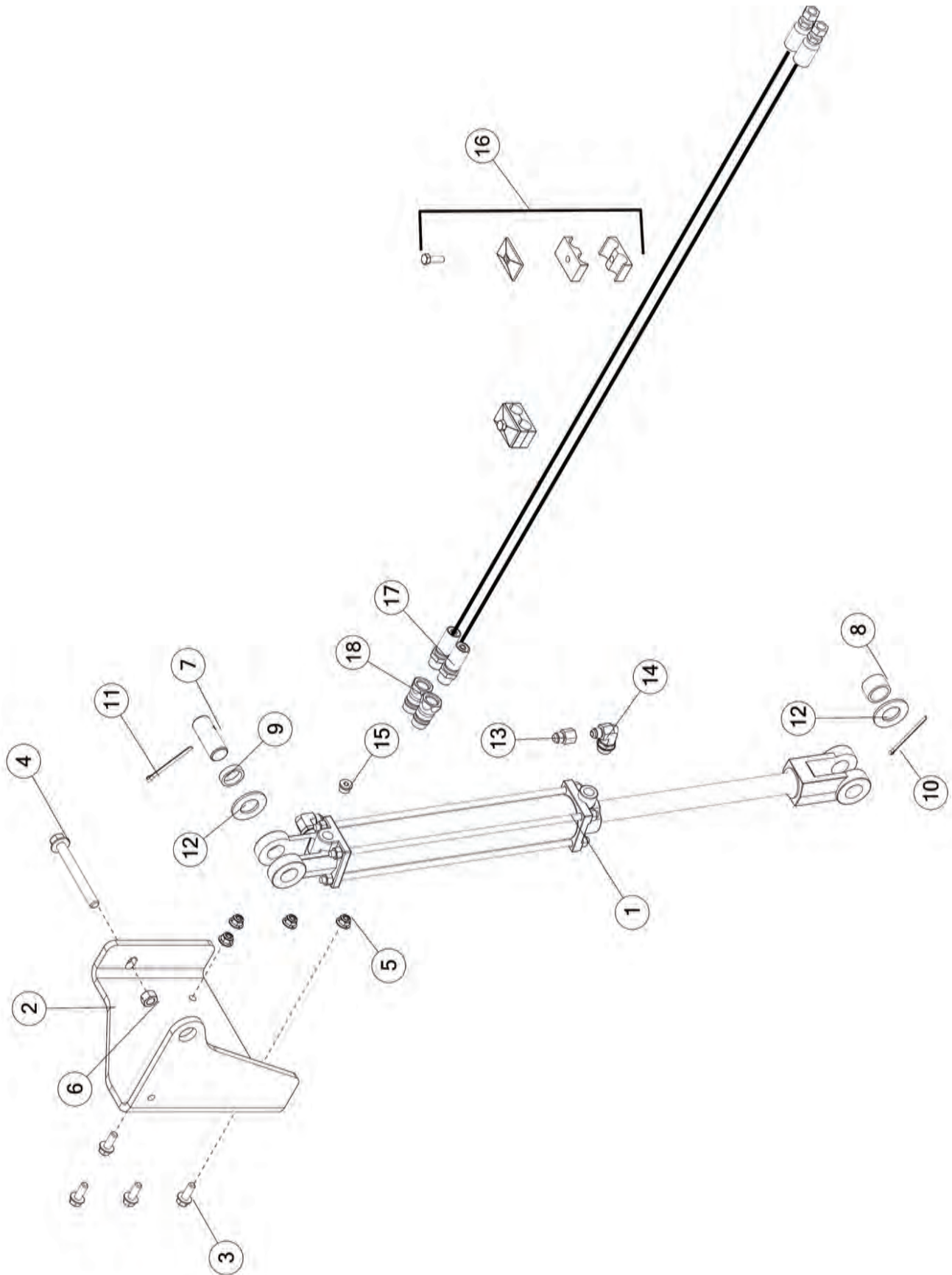


FIGURE 8
EXTENSION CYLINDER & COMPONENTS

| <u>ITEM</u> | <u>QTY</u> | <u>PART#</u> | <u>DESCRIPTION</u> |
|--------------------|-------------------|---------------------|-----------------------------------|
| 1 | 1 | 56450 | CYLINDER (3000 PSI) 2 X 12 |
| * | 1 | 56187 | SEAL KIT |
| 2 | 1 | 80618 | HYDRAULIC BRACKET MOUNT |
| 3 | 4 | YBFB12003 | BOLT FLANGE, 3/8 X 1 G5 |
| 4 | 1 | YBFB16450 | BOLT FLANGE, 1/2 X 4-1/2 G5 |
| 5 | 4 | YNFG12006 | NUT FLANGE, 3/8 |
| 6 | 1 | YNRL16005 | NUT HEX, 1/2 |
| 7 | 1 | 56N141 | CYLINDER PIN |
| 8 | 1 | 69703 | SPACER |
| 9 | 1 | 69704 | SPACER |
| 10 | 1 | YPCT05035 | COTTER PIN, 5/32 X 2-1/2 |
| 11 | 1 | YPCT06022 | COTTER PIN, 3/16 X 2-1/2 |
| 12 | 2 | YWFL32005 | WASHER FLAT, 1 |
| 13 | 1 | 58144 | FITTING 6 XHX7-S .062 ORIFICE |
| 14 | 1 | CHM206 | FITTING 6 90 DEG TO 3/4-16 ORB |
| 15 | 1 | SD270 | HOLLOW HEX PLUG (W/VALVE BODY) |
| 16 | 2 | CHM270 | HOSE CLAMP (DOUBLE) COMPLETE, 3/8 |
| 17 | 2 | 80624 | EXTENSION HOSE |
| 18 | 2 | 67148 | QUICK COUPLER, 8ORB |

FIGURE 9
HOUSING PANEL & COMPONENTS RH

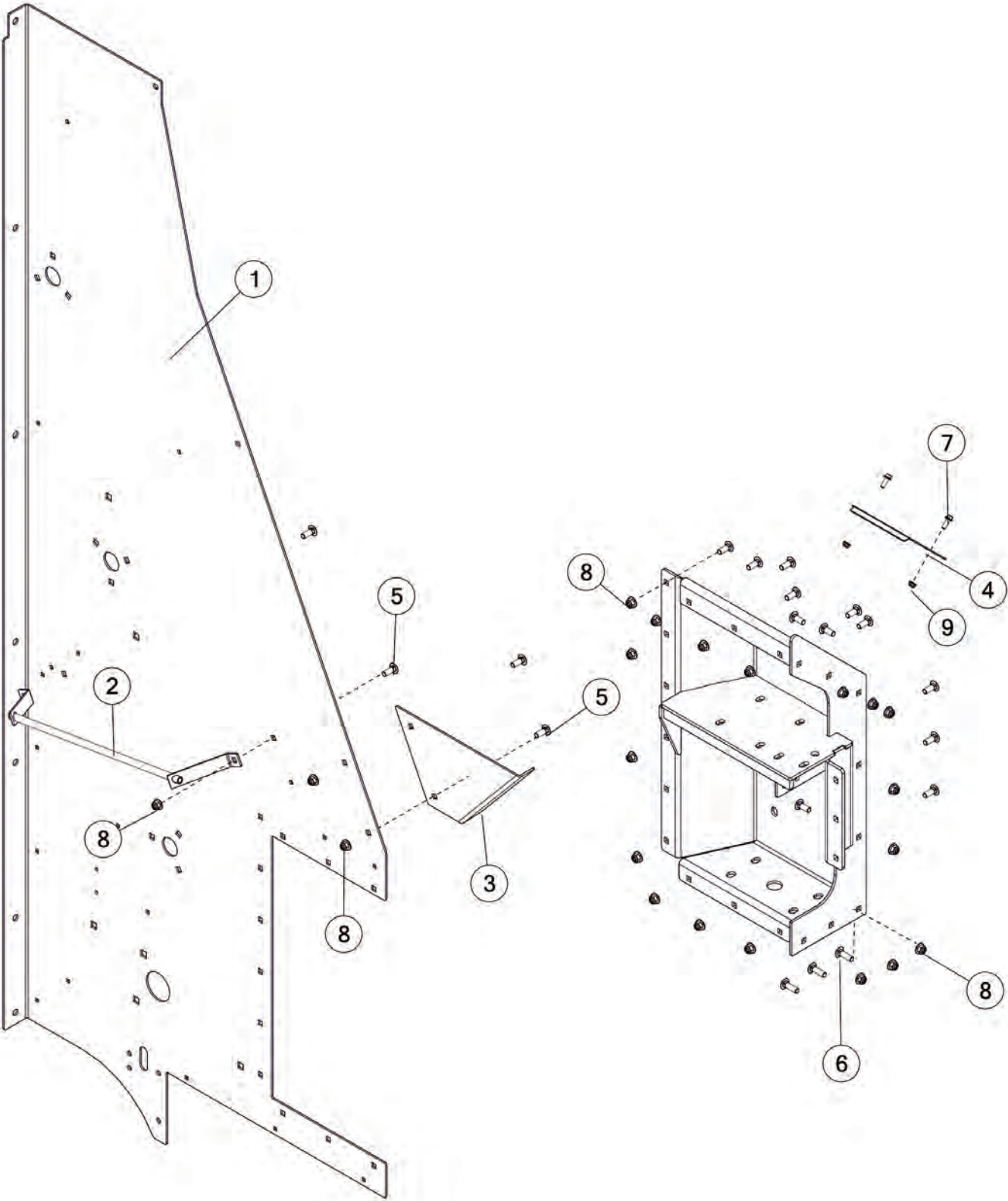


FIGURE 9
HOUSING PANEL & COMPONENTS RH

| <u>ITEM</u> | <u>QTY</u> | <u>PART#</u> | <u>DESCRIPTION</u> |
|--------------------|-------------------|---------------------|-------------------------------|
| 1 | 1 | 86553B | PANEL, SIDE RH W/DECALS |
| 2 | 1 | 80556 | SAFETY CABLE GUIDE |
| 3 | 1 | 80619 | EMERGENCY STOP BRACKET RH |
| 4 | 1 | 78960 | COVER |
| 5 | 16 | YBCR12010 | BOLT CARRIAGE, 3/8 X 1 G5 |
| 6 | 3 | YBCR12020 | BOLT CARRIAGE, 3/8 X 1-1/4 G5 |
| 7 | 2 | YBFB08075 | BOLT FLANGE, 1/4 X 3/4 G5 |
| 8 | 3 | YNFG12006 | NUT FLANGE, 3/8 |
| 9 | 2 | YNFG08010 | NUT FLANGE, 1/4 |

FIGURE 10
BEATER COMPONENTS RH

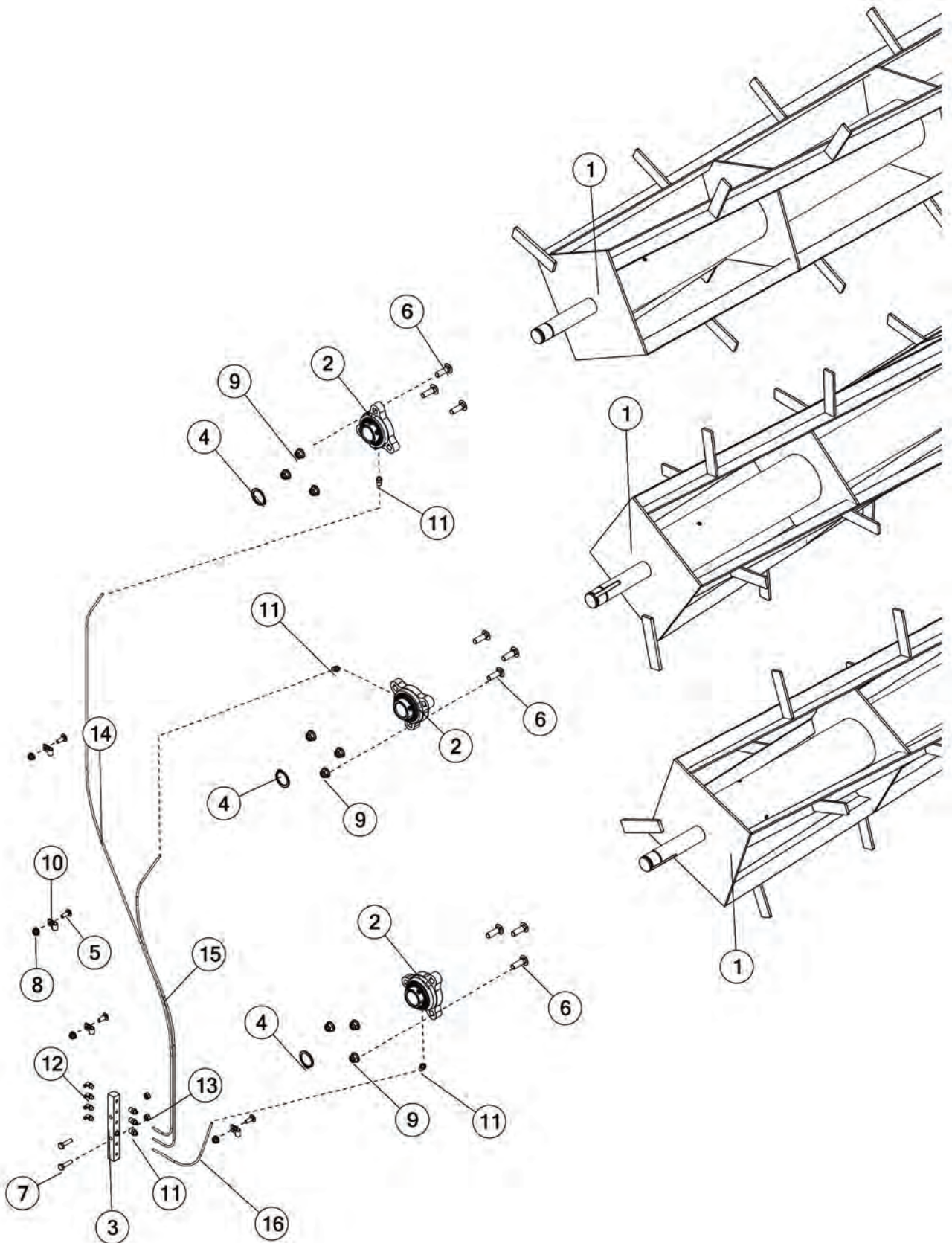


FIGURE 10
BEATER COMPONENTS RH

| <u>ITEM</u> | <u>QTY</u> | <u>PART#</u> | <u>DESCRIPTION</u> |
|-------------|------------|--------------|-------------------------------|
| 1 | 3 | 76201 | BEATER |
| 2 | 3 | 80662 | BEARING 1-1/4 |
| 3 | 1 | 72769 | GREASE MANIFOLD |
| 4 | 3 | F73 | SNAP RING, 1-1/4 |
| 5 | 3 | YBCR08040 | BOLT CARRIAGE, 1/4 X 3/4 G5 |
| 6 | 9 | YBCR12020 | BOLT CARRIAGE, 3/8 X 1-1/4 G5 |
| 7 | 2 | YBHH08010 | HEX BOLT, 1/4 X 1 G5 |
| 8 | 4 | YNGF08010 | NUT FLANGE, 1/4 |
| 9 | 9 | YNFG12006 | NUT FLANGE, 3/8 |
| 10 | 4 | 83052 | CUSHION WIRE CLAMP, 5/16 |
| 11 | 6 | 54572 | GREASE LINE FITTING, STRAIGHT |
| 12 | 4 | RG51 | ZERK, 90 DEGREE, 1/4-28 |
| 13 | 2 | YNRL08005 | NUT HEX, 1/4 |
| 14 | 1 | 76353 | GREASE LINE |
| 15 | 1 | 78978 | GREASE LINE |
| 16 | 1 | 78979 | GREASE LINE |

FIGURE 11
BEATER COMPONENTS LH

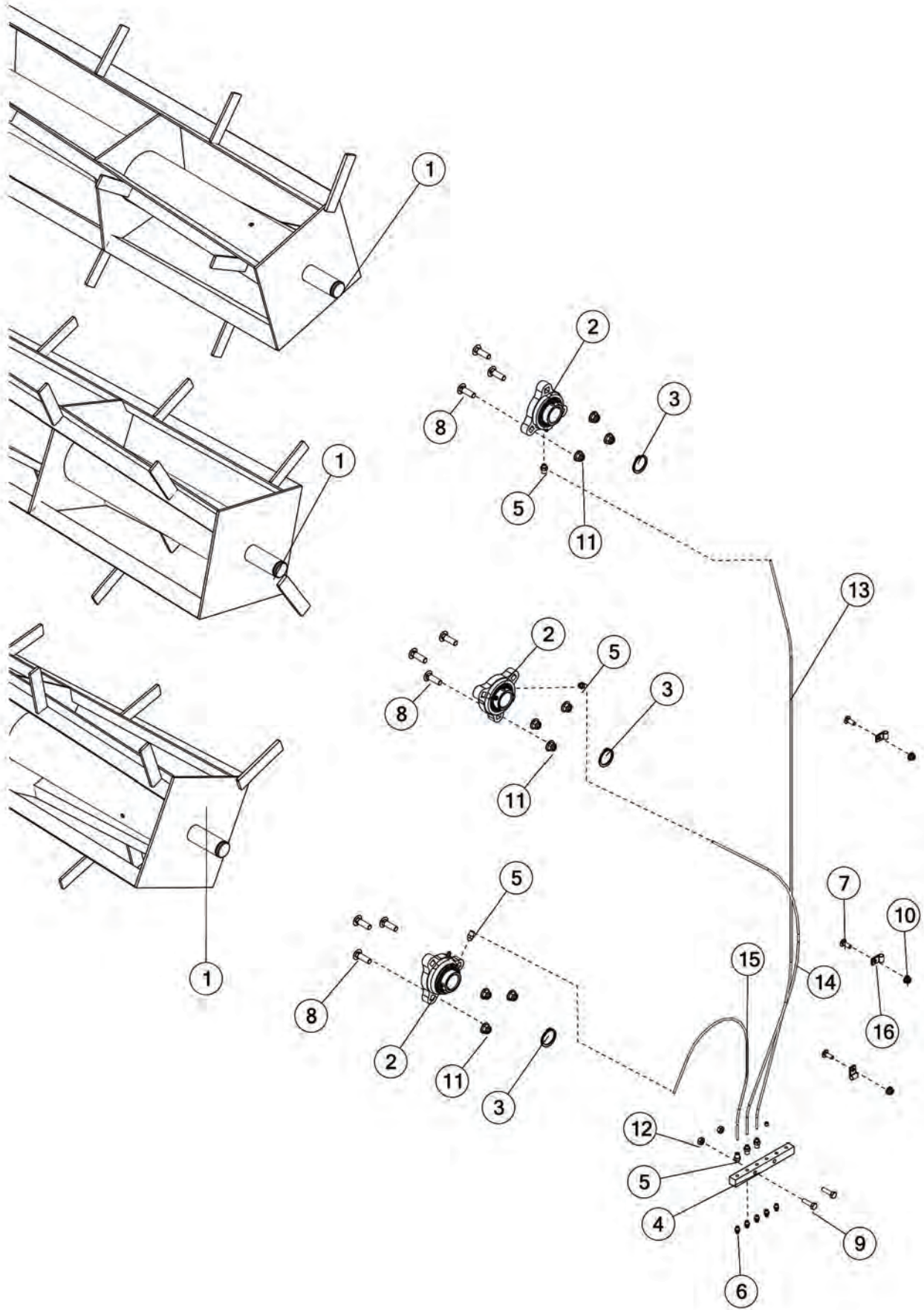


FIGURE 11
BEATER COMPONENTS LH

| <u>ITEM</u> | <u>QTY</u> | <u>PART#</u> | <u>DESCRIPTION</u> |
|-------------|------------|--------------|-------------------------------|
| 1 | 3 | 76201 | BEATER |
| 2 | 3 | 80662 | BEARING 1-1/4 |
| 3 | 3 | F73 | SNAP RING, 1-1/4 |
| 4 | 1 | 72769 | GREASE MANIFOLD |
| 5 | 3 | 54572 | GREASE LINE FITTING, STRAIGHT |
| 6 | 5 | RG51 | ZERK, 90 DEGREE, 1/4-28 |
| 7 | 3 | YBCR08040 | BOLT CARRIAGE, 1/4 X 3/4 G5 |
| 8 | 9 | YBCR12020 | BOLT CARRIAGE, 3/8 X 1-1/4 G5 |
| 9 | 2 | YBHH08010 | BOLT HEX, 1/4 X 1 G5 |
| 10 | 3 | YNFG08010 | NUT FLANGE, 1/4 |
| 11 | 9 | YNFG12006 | NUT FLANGE, 3/8 |
| 12 | 2 | YNRL08005 | NUT HEX, 1/4 |
| 13 | 1 | 78980 | GREASE LINE |
| 14 | 1 | 78981 | GREASE LINE |
| 15 | 1 | 78982 | GREASE LINE |
| 16 | 3 | 83052 | CUSHION WIRE CLAMP, 5/16 |

FIGURE 12 SIDE DOOR & COMPONENTS RH

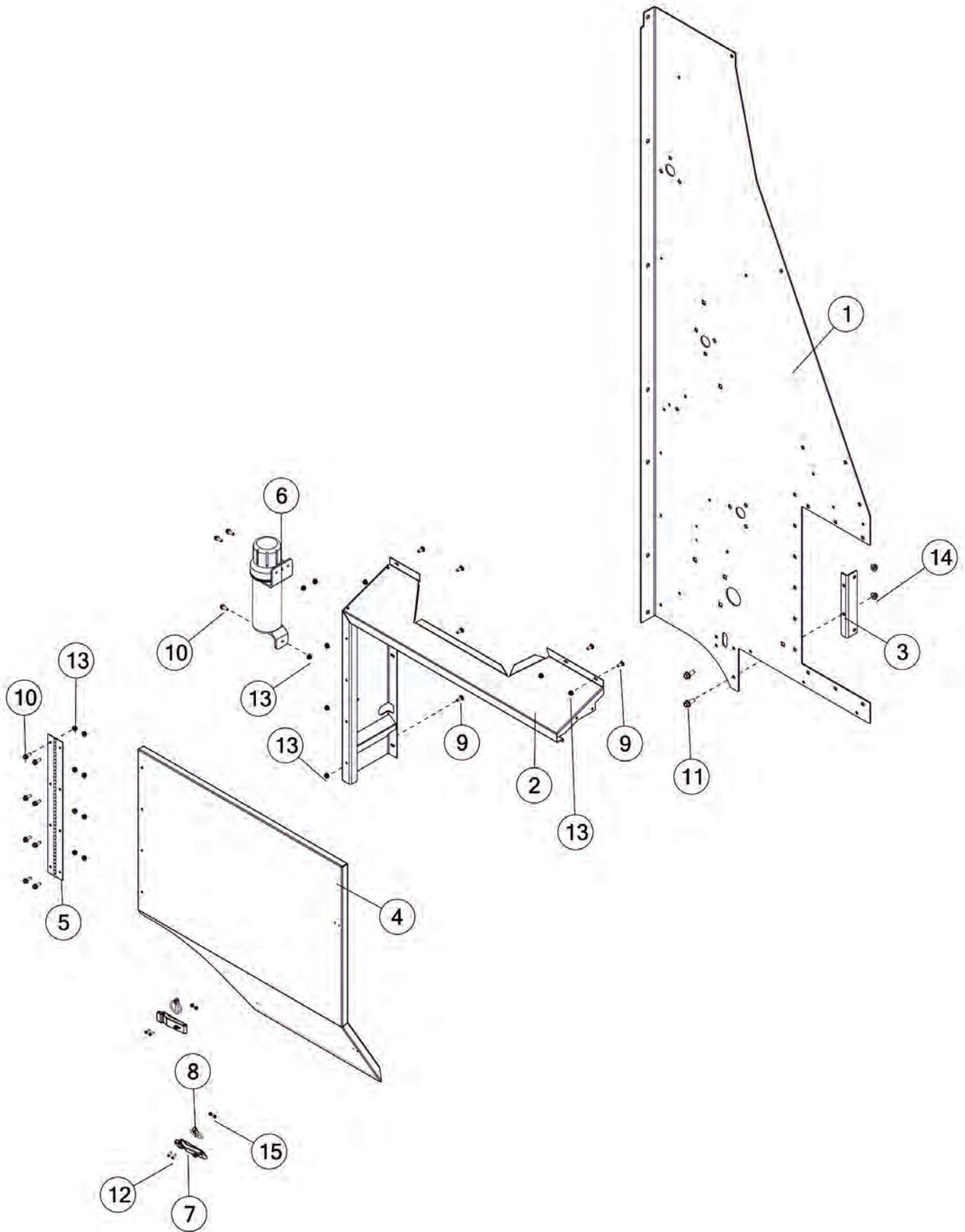


FIGURE 12
SIDE DOOR & COMPONENTS RH

| <u>ITEM</u> | <u>QTY</u> | <u>PART#</u> | <u>DESCRIPTION</u> |
|--------------------|-------------------|---------------------|----------------------------------|
| 1 | 1 | 86553B | PANEL, SIDE RH W/DECALS |
| 2 | 1 | 86556 | LOWER SIDE SHIELD TOP |
| 3 | 1 | 78977 | RETURN PAN ANGLE BRACKET RH |
| 4 | 1 | 81512 | GEARBOX SIDE SHIELD PANEL |
| 5 | 1 | 74267 | PIANO HINGE |
| 6 | 1 | S522 | MANUAL HOLDER |
| 7 | 2 | 80180 | DRAW LATCH |
| 8 | 2 | YPLY08011 | LYNCH PIN, 1/4 X 1-9/16 |
| 9 | 6 | YBCR08040 | BOLT CARRAIGE, 1/4 X 3/4 G5 |
| 10 | 11 | YBFB08075 | BOLT FLANGE, 1/4 X 3/4 G5 |
| 11 | 2 | YBFB12003 | BOLT FLANGE, 3/8 X 1 G5 |
| 12 | 4 | YSPP62006 | SCREW PAN HEAD, #8-32 X 1/2 |
| 13 | 16 | YNFG08010 | NUT FLANGE, 1/4 |
| 14 | 2 | YNFG12006 | NUT FLANGE, 3/8 |
| 15 | 4 | YNNY62005 | NUT HEX, NYLON INSERT LOCKNUT, 8 |

FIGURE 13
BEATER SHIELD & COMPONENTS

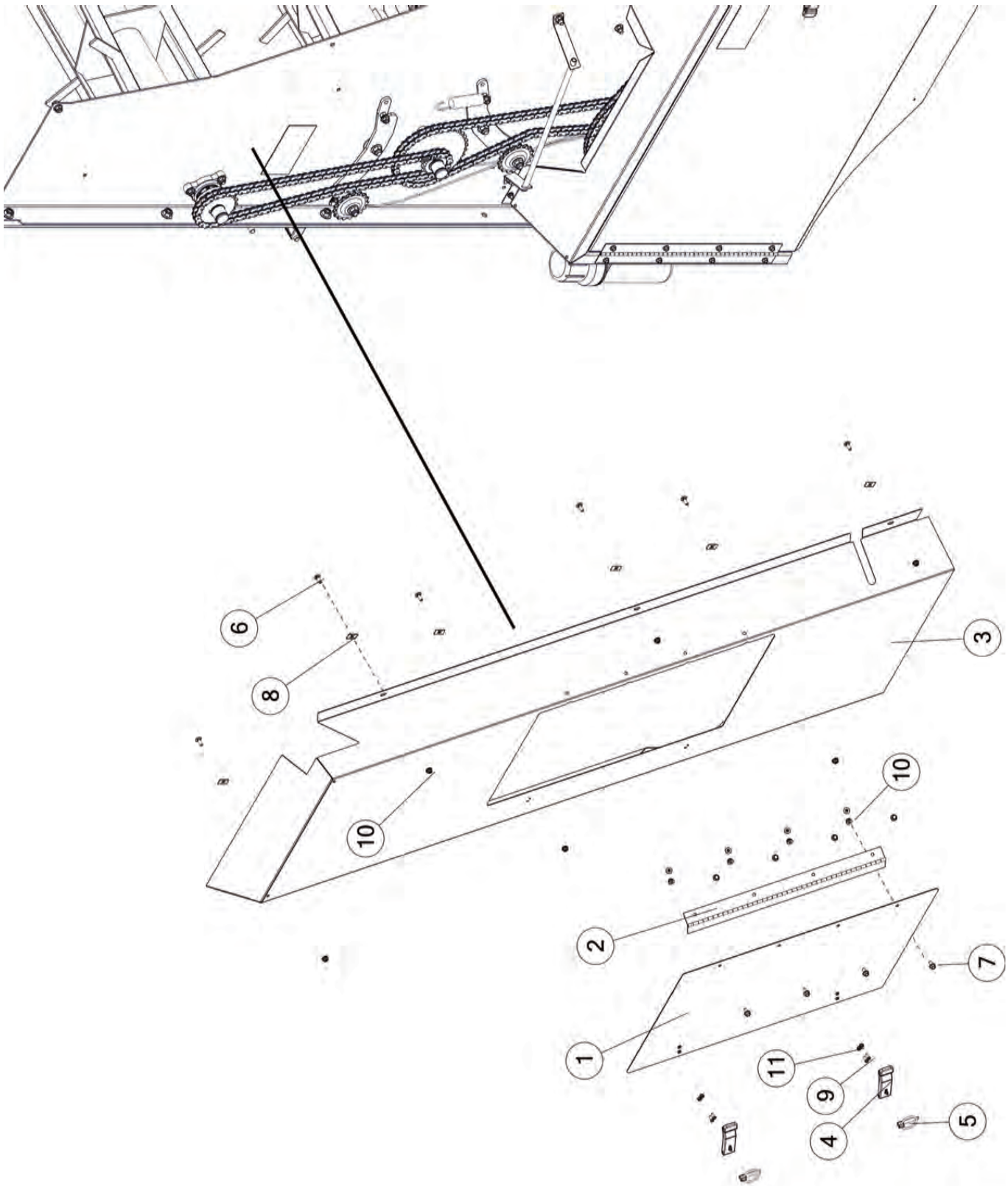


FIGURE 13

BEATER SHIELD & COMPONENTS

| <u>ITEM</u> | <u>QTY</u> | <u>PART#</u> | <u>DESCRIPTION</u> |
|-------------|------------|--------------|-------------------------------|
| 1 | 1 | 83246 | BEATER SHIELD DOOR |
| 2 | 1 | 74267 | PIANO HINGE |
| 3 | 1 | 83244 | BEATER CHAIN SHIELD |
| 4 | 2 | 80180 | DRAW LATCH |
| 5 | 2 | YPLY08011 | LYNCH PIN, 1/4 X 1-9/16 |
| 6 | 6 | YBCR08040 | BOLT CARRIAGE, 1/4 X 3/4 G5 |
| 7 | 8 | YBFB08005 | BOLT FLANGE, 1/4 X 1/2 G5 |
| 8 | 6 | YNP08005 | NUT SPRING, RCT FLAT, 1/4 X 1 |
| 9 | 4 | YSPP62006 | SCREW PAN HEAD, #8-32 X .5 |
| 10 | 14 | YNFG08010 | NUT FLANGE, 1/4 |
| 11 | 4 | YNNY62005 | NUT HEX, #8-32 G2 |

FIGURE 14 APRON DRIVE SHAFT & COMPONENTS

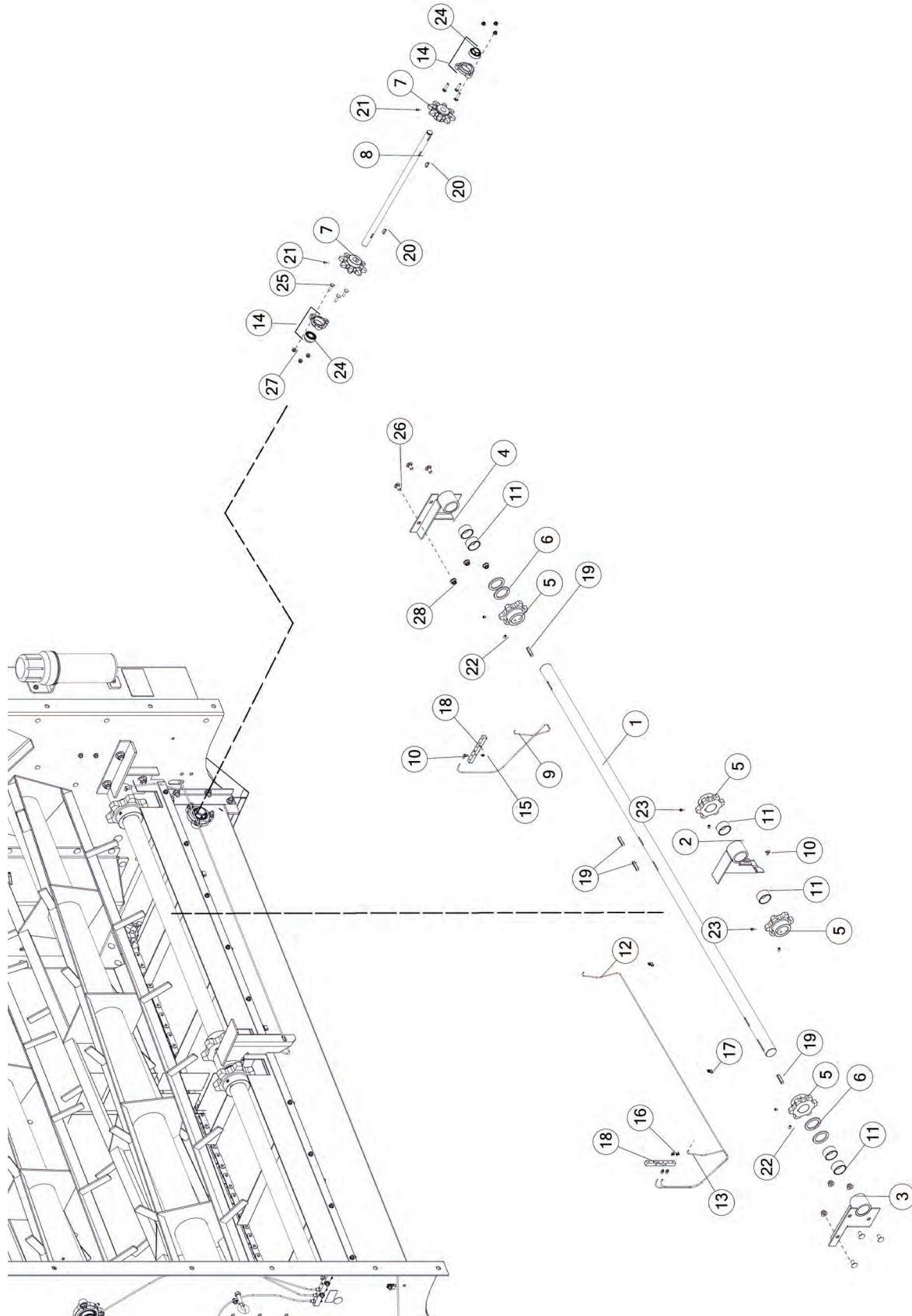


FIGURE 14

APRON DRIVE SHAFT & COMPONENTS

| <u>ITEM</u> | <u>QTY</u> | <u>PART#</u> | <u>DESCRIPTION</u> |
|-------------|------------|--------------|---|
| 1 | 1 | 72662 | APRON DRIVE SHAFT |
| 2 | 1 | 72658 | DRIVE SHAFT BRACKET, CENTER |
| 3 | 1 | 72653 | DRIVE SHAFT BRACKET, RH |
| 4 | 1 | 72666 | DRIVE SHAFT BRACKET, LH |
| 5 | 2 | 72669 | STEEL SPROCKET, 6T |
| 6 | 4 | 72680 | DRIVE SHAFT SHIM |
| 7 | 2 | L10R24 | CROSS APRON SPROCKET |
| 8 | 1 | 73307 | DRIVE SHAFT |
| 9 | 11 | 78985 | GREASE LINE |
| 10 | 3 | 8257 | GREASE LINE FITTING, 90 DEG ELBOW 5/32 X 1/4 |
| 11 | 4 | 72652 | BRONZE BUSHING |
| 12 | 1 | 78986 | GREASE LINE |
| 13 | 1 | 78985 | GREASE LINE |
| 14 | 2 | 80530 | PILLOW BLOCK BEARING, 1 |
| 15 | 1 | G89 | STRAIGHT ZERK, 1/4-28 X 90 |
| 16 | 2 | RG51 | GREASE ZERK, 90 DEGREE 1/4-28 |
| 17 | 2 | 83052 | CUSHION WIRE CLAMP, 5/16 |
| 18 | 2 | 72769 | GREASE MANIFOLD, 6, DIST |
| 19 | 2 | 56N174 | SQUARE KEY, 3/8 X 2 |
| 20 | 2 | 5B10 | WOODRUFF KEY, 1/4 X 1 |
| 21 | 2 | YSKP10010 | SCREW SET, SOCKET, KNURLED CUP PT, 5/16 X 3/8 |
| 22 | 4 | YSKP12010 | SCREW SET, SOCKET, KNURLED CUP PT, 3/8 X 1/2 |
| 23 | 4 | YSKP12025 | SCREW SET, SOCKET, KNURLED CUP PT, 3/8 X 3/8 |
| 24 | 2 | 23N221 | BEARING INSERT, 1 |
| 25 | 6 | YBCR10020 | BOLT CARRIAGE, 5/16 X 1-1/4 G5 |
| 26 | 6 | YBCR16005 | BOLT CARRIAGE, 1/2 X 1 G5 |
| 27 | 6 | YNFG10005 | NUT FLANGE, 5/16 |
| 28 | 6 | YNFG16003 | NUT FLANGE, 1/2 |

FIGURE 15 BEATER CHAINS & SPROCKETS

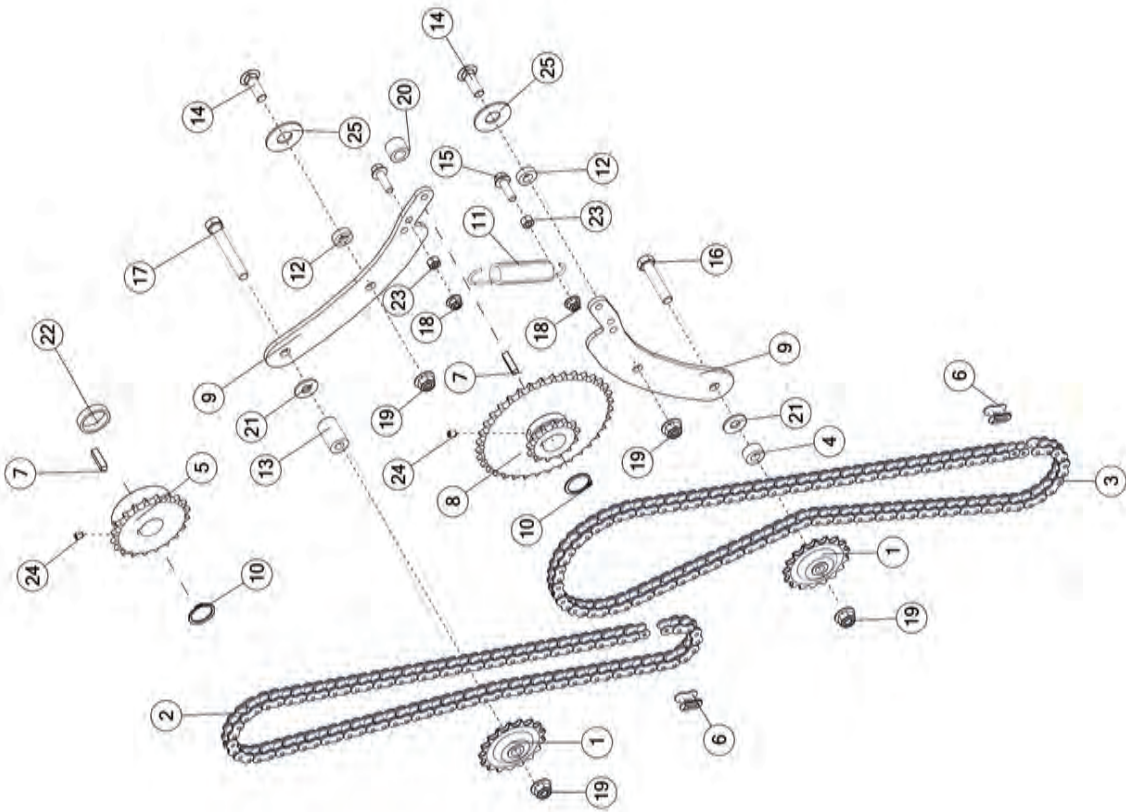
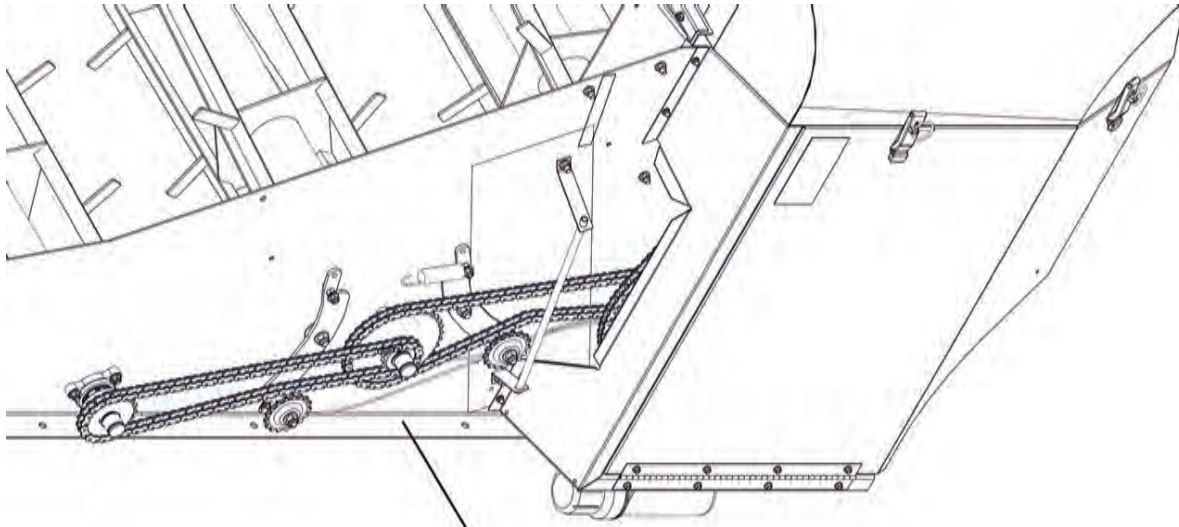


FIGURE 15

BEATER CHAINS & SPROCKETS

| <u>ITEM</u> | <u>QTY</u> | <u>PART#</u> | <u>DESCRIPTION</u> |
|-------------|------------|--------------|---|
| 1 | 2 | K101 | IDLER SPROCKET, 17T |
| 2 | 1 | X58 | ROLLER CHAIN #50 X 89 PITCHES |
| 3 | 1 | 73377 | ROLLER CHAIN #50 X 102 PITCHES |
| 4 | 1 | SD88 | TENSIONER SPACER |
| 5 | 1 | S26 | SPROCKET, 50B20 |
| 6 | 2 | X61 | CONNECTOR LINK #50 |
| 7 | 2 | G23A | SQUARE KEY, 5/16 X 1-1/4 |
| 8 | 1 | 72641 | SPROCKET 36T - 13T |
| 9 | 2 | SD77 | CHAIN TIGHTENER BAR |
| 10 | 2 | F73 | SNAP RING, 1-1/4 |
| 11 | 1 | R27 | SPRING |
| 12 | 2 | SD177 | SHELL SPACER |
| 13 | 1 | SD212 | TENSIONER SPACER |
| 14 | 2 | YBCR16010 | BOLT CARRIAGE, 1/2 X 1-1/2 G5 |
| 15 | 2 | YBFB12125 | BOLT FLANGE, 3/8 X 1-1/4 G5 |
| 16 | 1 | YBHH16080 | BOLT HEX, 1/2 X 2-1/2 G5 |
| 17 | 1 | YBHH16115 | BOLT HEX, 1/2 X 3-1/2 G5 |
| 18 | 2 | YNFG12006 | NUT FLANGE, 3/8 |
| 19 | 4 | YNFG16003 | NUT FLANGE, 1/2 |
| 20 | 1 | 76301 | SPACER |
| 21 | 2 | YWFL16005 | WASHER FLAT, 1/2 |
| 22 | 1 | 80610 | SPACER |
| 23 | 2 | YNHX12005 | NUT, HEX, 3/8-16 |
| 24 | 2 | YSKP10010 | SCREW SET, SOCKET, KNURLED CUP PT, 5/16 X 3/8 |
| 25 | 2 | YWFL24005 | WASHER FLAT, 3/4 |

FIGURE 16
MAIN APRON & CROSS CONVEYOR DRIVE




FIGURE 16

MAIN APRON & CROSS CONVEYOR DRIVE

| <u>ITEM</u> | <u>QTY</u> | <u>PART#</u> | <u>DESCRIPTION</u> |
|-------------|------------|--------------|---|
| 1 | 1 | 72715 | DRIVE SHAFT BRACE |
| 2 | 1 | 72697 | CLUTCH DOG CENTER |
| 3 | 1 | S436 | SQUARE KEY, 3/8 X 1-1/2 |
| 4 | 1 | 72703 | SPROCKET, #80, A, 30T |
| 5 | 1 | 76168 | SPROCKET, 50B72, 1.25 ID |
| 6 | 1 | 73380 | ROLLER CHAIN, #80 X 60 PITCHES |
| 7 | 1 | F157 | CONNECTOR LINK #80 |
| 8 | 1 | 73377 | ROLLER CHAIN, #50 X 102 PITCHES |
| 9 | 1 | X61 | CONNECTOR LINK #50 |
| 10 | 1 | S34 | CAST SPROCKET 12T |
| 11 | 1 | 76302 | CHAIN TIGHTENER |
| 12 | 1 | PB191 | CLUTCH PIN |
| 13 | 1 | 58543 | BRONZE BUSHING 1.75 X 1.5 X 1.125 |
| 14 | 1 | 72652 | BRONZE BUSHING |
| 15 | 1 | 72705 | BRONZE BUSHING, 3 X 3.25 X 0.45 |
| 16 | 1 | G23A | SQUARE KEY, 5/16 X 1-1/4 |
| 17 | 1 | WM121 | SQUARE KEY, 5/16 X 1 |
| 18 | 1 | 73397 | POLY CHAIN TIGHTENER |
| 19 | 1 | YPLY06010 | LYNCH PIN, 3/16 X 1-9/16 |
| 20 | 3 | G89 | STRAIGHT ZERK 1/4-28 X 90 |
| 21 | 2 | YSKP10010 | SCREW SET, SOCKET, KNURLED CUP PT, 5/16 X 3/8 |
| 22 | 2 | YSKP12010 | SCREW SET, SOCKET, KNURLED CUP PT, 3/8 X 1/2 |
| 23 | 1 | 10R32 | SNAP RING, .7 |
| 24 | 1 | F73 | SNAP RING, 1-1/4 |
| 25 | 1 | 72680 | DRIVE SHAFT SHIM |
| 26 | 1 | 72712 | CLUTCH SPROCKET SHIM |
| 27 | 1 | YBCR12010 | BOLT CARRIAGE, 3/8 X 1 G5 |
| 28 | 1 | SD202 | SNAP RING, 3 |
| 29 | 1 | YBCR12105 | BOLT CARRIAGE, 3/8 X 4-1/2 G5 |
| 30 | 1 | YBCR16035 | BOLT CARRIAGE, 1/2 X 2-3/4 G5 |
| 31 | 2 | YNFG12006 | NUT FLANGE, 3/8 |
| 32 | 1 | YNFG16003 | NUT FLANGE, 1/2 |
| 33 | 1 | YNHX12005 | NUT HEX, 3/8 |
| 34 | 1 | S33 | CHAIN TIGHTENER BUSHING |
| 35 | 1 | S26 | SPROCKET, 50B20, 1.253 ID |
| 36 | 1 | S327 | SPACER WASHER |
| 37 | 1 | ST11 | WORM GEAR SHAFT SPROCKET |
| 38 | 1 | G118 | WORM GEARBOX |
| 39 | 1 | WM121 | SQUARE KEY, 5/16 X 1 |
| 40 | 1 | 76301 | SPACER |

FIGURE 17
CLUTCH COMPONENTS

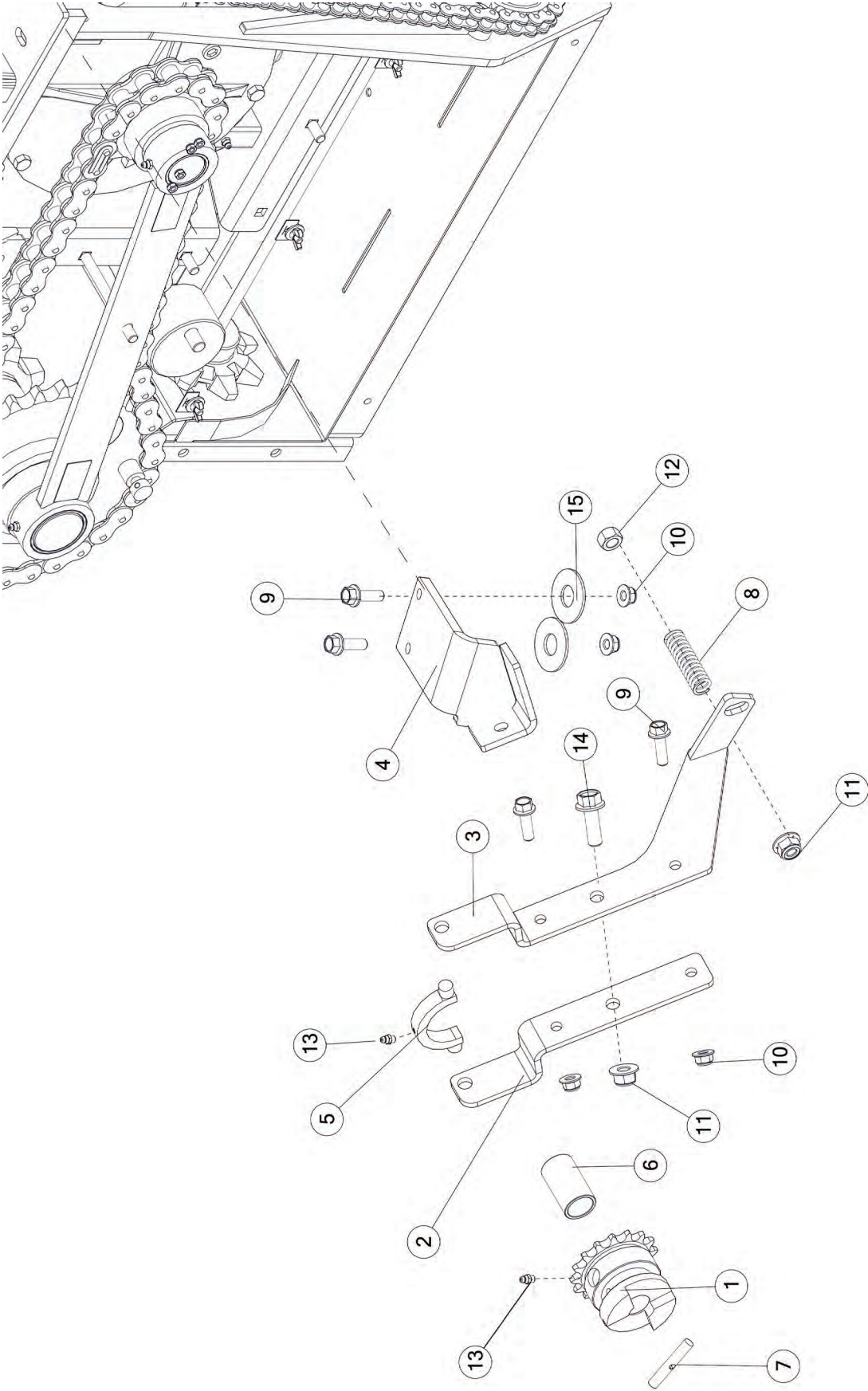


FIGURE 17

CLUTCH COMPONENTS

| <u>ITEM</u> | <u>QTY</u> | <u>PART#</u> | <u>DESCRIPTION</u> |
|-------------|------------|--------------|-----------------------------|
| 1 | 1 | S116 | BEATER CLUTCH |
| 2 | 1 | 76161 | CLUTCH ARM SHORT |
| 3 | 1 | 76159 | CLUTCH ARM LONG |
| 4 | 1 | 78127 | CLUTCH |
| 5 | 1 | 57264 | BRONZE YOKE |
| 6 | 1 | S117 | BRONZE BUSHING |
| 7 | 1 | S115 | BEATER CLUTCH PIN |
| 8 | 1 | S111 | SPRING |
| 9 | 3 | YBFB12125 | BOLT FLANGE, 3/8 X 1-1/4 G5 |
| 10 | 3 | YNFG12006 | NUT FLANGE, 3/8 |
| 11 | 2 | YNFG16003 | NUT FLANGE, 1/2 |
| 12 | 1 | YNHX16005 | NUT HEX, 1/2 |
| 13 | 2 | G89 | STRAIGHT ZERK, 1/4-28 X 90 |
| 14 | 1 | YBFB16150 | BOLT FLANGE, 1/2 X 1-1/2 G5 |
| 15 | 2 | YWFL24005 | WASHER, FLAT, 3/4 |

FIGURE 18 SHEAVES/BELT & COMPONENTS

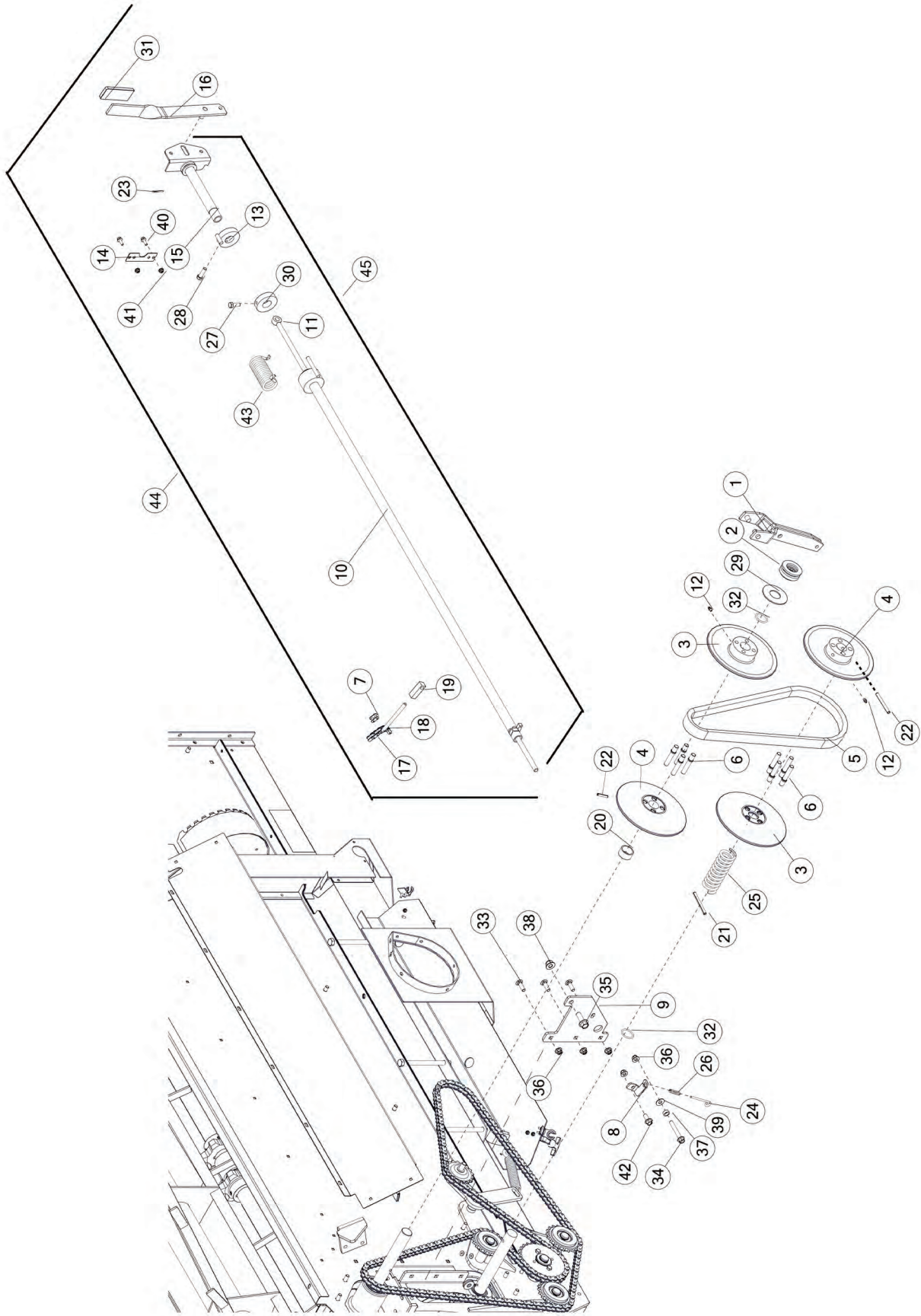


FIGURE 18

SHEAVES/BELT & COMPONENTS

| <u>ITEM</u> | <u>QTY</u> | <u>PART#</u> | <u>DESCRIPTION</u> |
|-------------|------------|--------------|--|
| 1 | 1 | S105 | VARIABLE SPEED SHIFTER |
| 2 | 1 | S100 | THRUST BEARING |
| 3 | 2 | 67806 | SHEAVE, DRIVE |
| 4 | 2 | 67810 | SHEAVE |
| 5 | 1 | S108 | VARIABLE SPEED BELT |
| 6 | 8 | 68031 | ROUND SHAFT |
| 7 | 1 | 66137 | CHAIN #40 CONNECTOR LINK |
| 8 | 1 | S221 | SPRING SHIFTING BRACKET |
| 9 | 1 | 72947 | SHIFTING BRACKET |
| 10 | 1 | 73289 | SHIFTER PIPE |
| 11 | 1 | 73291 | SHIFTING ROD (BEATER) |
| 12 | 2 | G89 | STRAIGHT ZERK 1/4-28 X 90 |
| 13 | 1 | S291 | SPRING PIN COLLAR LH |
| 14 | 1 | 72297 | PLATE 3.75x1.25x.0598 SHIFTING PIPE BRACKET THIN |
| 15 | 1 | 76550 | SHIFTER HANDLE PIPE END |
| 16 | 1 | S364 | SHIFTER HANDLE |
| 17 | 1 | S101 | CHAIN |
| * | 1 | S102 | CONNECTOR LINK |
| 18 | 1 | S103 | SHIFTING LINKAGE |
| 19 | 1 | S104 | ADJUSTMENT BLOCK |
| 20 | 1 | 78976 | SPACER, .77 |
| 21 | 2 | YPEX08020 | EXPANSION PIN |
| 22 | 2 | YPEX10030 | EXPANSION PIN, 5/16 X 3 |
| 23 | 1 | YPCT04005 | COTTER PIN, 1/8 X 1 |
| 24 | 1 | S220 | SHIFTING SPRING ROD |
| 25 | 1 | S109 | SPRING |
| 26 | 1 | S222 | SPRING |
| 27 | 1 | YBHH12010 | BOLT HEX, 3/8 X 1 G5 |
| 28 | 1 | YBHH12035 | BOLT HEX, 3/8 X 1-1/4 G5 |
| 29 | 1 | 78974 | SPACER |
| 30 | 1 | S293 | SHIFTER PRELOAD COLLAR |
| 31 | 1 | S403 | HANDLE GRIP |
| 32 | 2 | S99 | O-RING |
| 33 | 3 | YBCR12020 | BOLT CARRIAGE, 3/8 X 1-1/4 G5 |
| 34 | 1 | YBFB12275 | BOLT FLANGE, 3/8 X 2-3/4 G5 |
| 35 | 1 | YBFB16150 | BOLT FLANGE, 1/2 X 1-1/2 G5 |
| 36 | 5 | YNFG12006 | NUT FLANGE, 3/8 |
| 37 | 1 | K94 | SPACER CHAIN TIGHTENER |
| 38 | 1 | YNFG16003 | NUT FLANGE, 1/2 |
| 39 | 1 | YWFL12005 | WASHER FLAT, 3/8 |
| 40 | 2 | YBFB08075 | BOLT FLANGE, 1/4 X 3/4 G5 |
| 41 | 2 | YNFG08010 | NUT FLANGE, 1/4 |
| 42 | 1 | YBFB12003 | BOLT FLANGE, 3/8 X 1 G5 |
| 43 | 1 | S292 | SPRING |
| 44 | 1 | 73208 | SHIFTER PIPE ASSEMBLY |
| 45 | 1 | 73288 | SHIFTER PIPE & COMPONENTS |

* NOT SHOWN

FIGURE 19
FRONT DRIVE CHAIN/SPROCKET & COMPONENTS

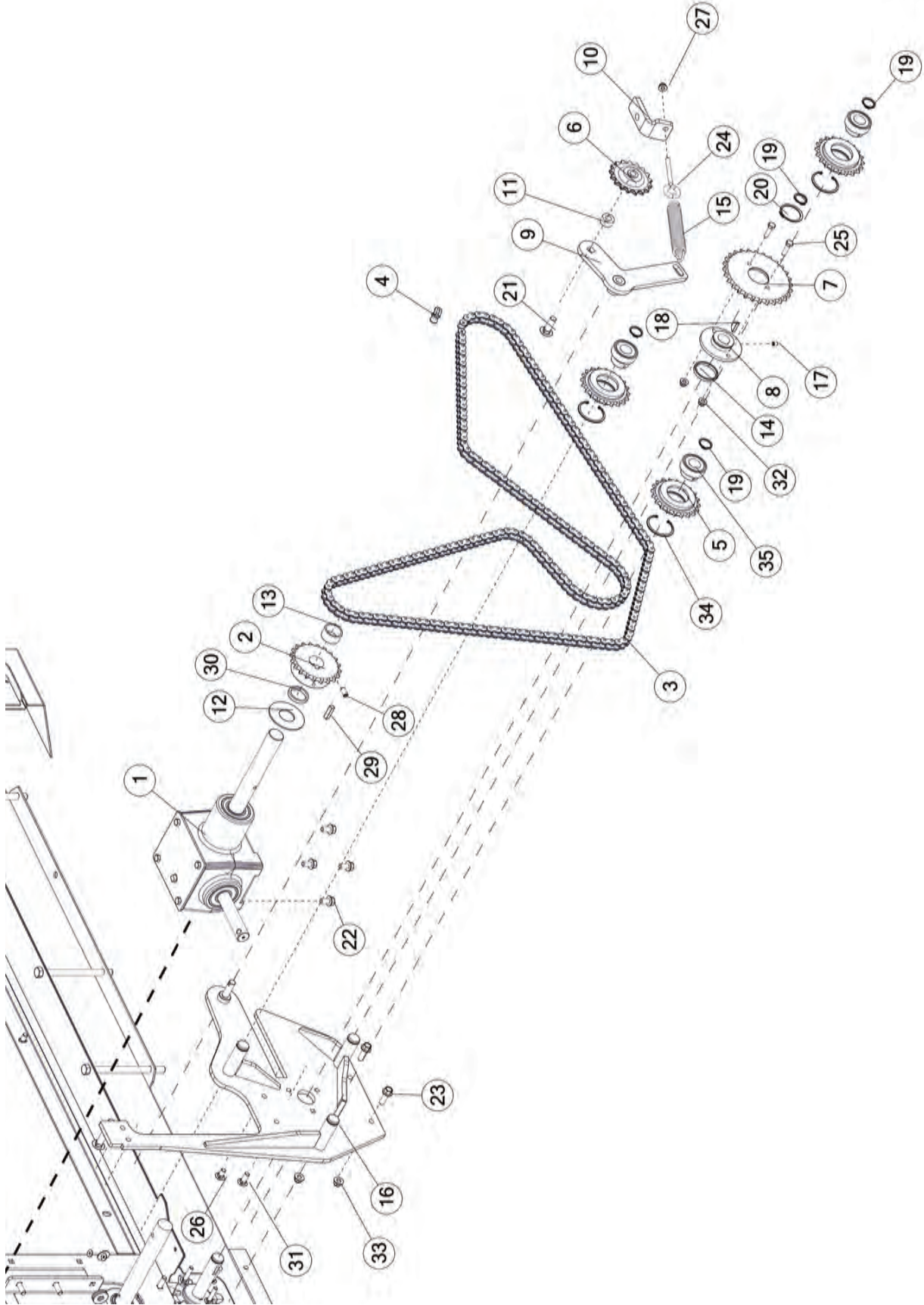


FIGURE 19

FRONT DRIVE CHAIN/SPROCKET & COMPONENTS

| <u>ITEM</u> | <u>QTY</u> | <u>PART#</u> | <u>DESCRIPTION</u> |
|-------------|------------|--------------|---|
| 1 | 1 | 78963 | BEVEL GEAR BOX |
| 2 | 1 | S26 | SPROCKET, 50B20 |
| 3 | 1 | 79010 | ROLLER CHAIN, #50 X 214 PITCHES |
| 4 | 1 | X61 | CONNECTOR LINK, #50 |
| 5 | 3 | 61147 | IDLER SPROCKET, 20T |
| 6 | 1 | K101 | IDLER SPROCKET, 17T |
| 7 | 1 | 76706 | SPROCKET, 28T |
| 8 | 1 | S391 | SHEAR HUB |
| 9 | 1 | 79005 | TIGHTENER BRACKET |
| 10 | 1 | 79007 | TIGHTEN SPRING BRACKET |
| 11 | 1 | 73305 | SPROCKET SPACER |
| 12 | 1 | 78974 | SPACER |
| 13 | 1 | 78976 | SPACER |
| 14 | 1 | S393 | BRONZE BUSHING, 2 X 1-3/4 |
| 15 | 1 | ST36 | TENSION SPRING |
| 16 | 1 | 78991 | IDLER MOUNT |
| 17 | 1 | YSKP10010 | SCREW SET, SOCKET, KNURLED CUP PT, 5/16 X 3/8 |
| 18 | 1 | 5B10 | WOODRUFF KEY, 1/4 X 1 |
| 19 | 4 | 3G21 | SNAP RING, 1 |
| 20 | 1 | S394 | SNAP RING, 1-3/4 |
| 21 | 1 | YBCR16010 | BOLT CARRIAGE, 1/2 X 1-1/2 G5 |
| 22 | 4 | YBFB12075 | BOLT FLANGE, 3/8 X 3/4 G5 |
| 23 | 2 | YBFB12125 | BOLT FLANGE, 3/8 X 1-1/4 G5 |
| 24 | 1 | YBTE10035 | BOLT TURNED EYE, 5/16 X 3 |
| 25 | 2 | YBHH10050 | BOLT HEX, 5/16 X 1-1/8 G5 |
| 26 | 1 | YBCR12065 | BOLT CARRIAGE, 3/8 X 3/4 G5 |
| 27 | 1 | YNFG10005 | NUT FLANGE, 5/16 |
| 28 | 1 | YSKP12035 | SCREW SOCKET, KNRD CUP PT 3/8 X 3/4 |
| 29 | 1 | G23A | SQUARE KEY, 5/16 X 1-1/4 |
| 30 | 1 | 80607 | SPACER |
| 31 | 1 | YBCR12010 | BOLT CARRIAGE, 3/8 X 1 |
| 32 | 1 | YNFG10005 | NUT FLANGE, 5/16 |
| 33 | 2 | YNFG12006 | NUT FLANGE, 3/8 |
| 34 | 3 | K92 | INTERNAL SNAP RING |
| 35 | 3 | K90 | BEARING |

FIGURE 20 FRONT DRIVE/BELTS & COMPONENTS

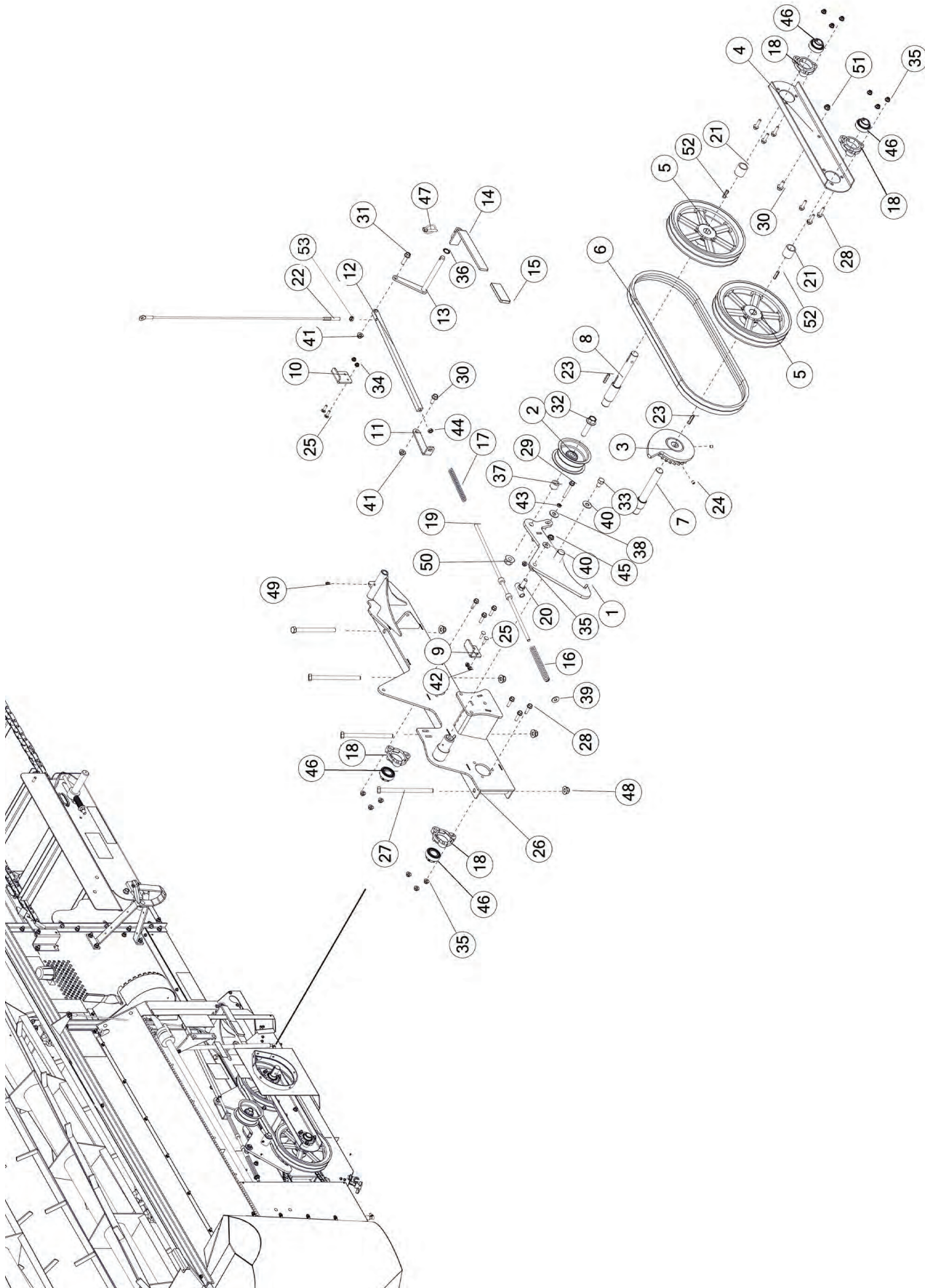


FIGURE 20

FRONT DRIVE/BELTS & COMPONENTS

| <u>ITEM</u> | <u>QTY</u> | <u>PART#</u> | <u>DESCRIPTION</u> |
|-------------|------------|--------------|---|
| 1 | 1 | 80630 | IDLER BRAKE ARM |
| 2 | 1 | GM127 | IDLER PULLEY |
| 3 | 1 | 78898 | SPROCKET, STOP DISK |
| 4 | 1 | 78921 | BEARING BRACKET |
| 5 | 2 | 80531 | PULLEY |
| 6 | 1 | SD1 | DRIVE BELT SET |
| 7 | 1 | 80534 | OUTPUT SHAFT |
| 8 | 1 | 80672 | INPUT SHAFT |
| 9 | 1 | 80700 | BRAKE ARM PIVOT STOP |
| 10 | 1 | 72755 | CLUTCH HANDLE STOP |
| 11 | 1 | 80678 | SPRING BRACKET |
| 12 | 1 | 80685 | SHIFTER ROD END |
| 13 | 1 | 80675 | HANDLE PIVOT |
| 14 | 1 | 76455 | CLUTCH HANDLE |
| 15 | 1 | S362 | HANDLE LEVER GRIP |
| 16 | 1 | 23N211 | SPRING |
| 17 | 1 | S369 | SPRING |
| 18 | 4 | 80530 | PILLOW BLOCK BEARING, 1 |
| 19 | 1 | SD34 | PRIMARY CLUTCH ROD |
| 20 | 1 | S344 | CLUTCH ROD SLIDE |
| 21 | 2 | 80671 | SPACER |
| 22 | 1 | 80576 | EMERGENCY STOP CABLE |
| 23 | 2 | PB218 | SQUARE KEY, 1/4 X 1-1/2 |
| 24 | 2 | YSKP10010 | SCREW SET, SOCKET, KNURLED CUP PT, 5/16 X 3/8 |
| 25 | 4 | YBCR08005 | BOLT CARRIAGE, 1/4 X 1 G5 |
| 26 | 1 | 80733 | CLUTCH FRAME |
| 27 | 4 | YBHH16175 | BOLT HEX, 1/2 X 6-1/2 |
| 28 | 9 | YBFB10125 | BOLT FLANGE, 5/16 X 1-1/4 G5 |
| 29 | 1 | YBFB10250 | BOLT FLANGE, 5/16 X 2-1/2 G5 |
| 30 | 2 | YBFB12003 | BOLT FLANGE, 3/8 X 1 G5 |
| 31 | 1 | YBFB12150 | BOLT FLANGE, 3/8 X 1-1/2 G5 |
| 32 | 1 | YBFB20300 | BOLT FLANGE, 5/8 X 3 G5 |
| 33 | 1 | YBHH16110 | BOLT HEX, 1/2 X 3/4 G5 |
| 34 | 2 | YNFG08010 | NUT FLANGE, 1/4 |
| 35 | 13 | YNFG10005 | NUT FLANGE, 5/16 |
| 36 | 1 | S352 | RETAINING RING, SELF-LOCKING, 5/8 |
| 37 | 1 | SD211 | PULLEY IDLER SPACER |
| 38 | 2 | YWFL10005 | WASHER FLAT, 5/16 |
| 39 | 1 | YWFL12005 | WASHER FLAT, 3/8 |

FIGURE 20 FRONT DRIVE/BELTS & COMPONENTS

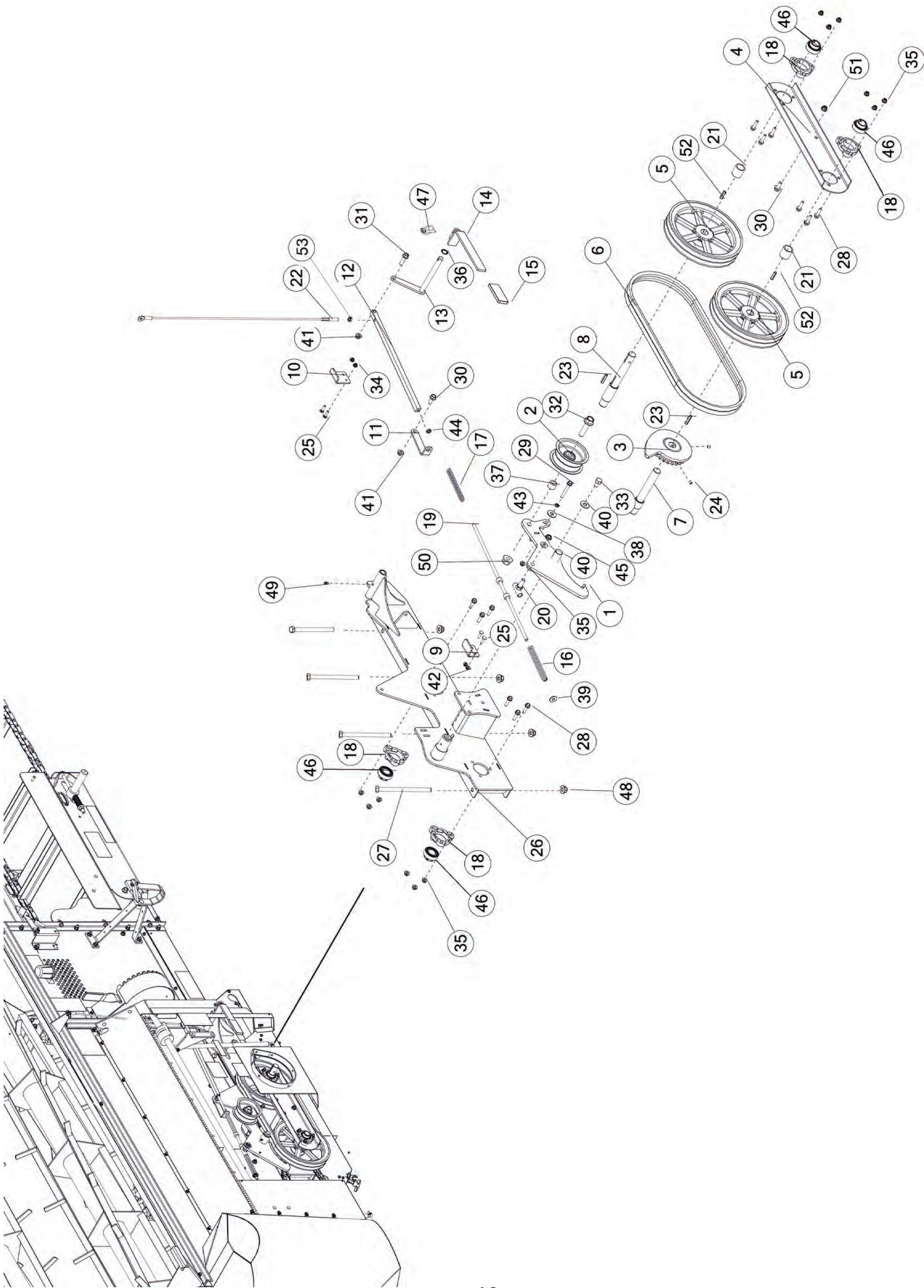


FIGURE 20
FRONT DRIVE/BELTS & COMPONENTS

| <u>ITEM</u> | <u>QTY</u> | <u>PART#</u> | <u>DESCRIPTION</u> |
|--------------------|-------------------|---------------------|---------------------------|
| 40 | 2 | YWFL16005 | WASHER FLAT, 1/2 |
| 41 | 3 | YNFG12006 | NUT FLANGE, 3/8 |
| 42 | 2 | YNFG08010 | NUT FLANGE, 1/4 |
| 43 | 1 | YNJM10005 | NUT JAM, 5/16 A |
| 44 | 1 | YNJM12005 | NUT JAM, 3/8 A |
| 45 | 1 | YNNJ16005 | NUT JAM, 1/2 G2 |
| 46 | 2 | 23N221 | BEARING |
| 47 | 1 | YPLY08011 | LYNCH PIN, 1/4 X 1-9/16 |
| 48 | 4 | YNFG16003 | NUT FLANGE, 1/2 |
| 49 | 1 | G89 | STRAIGHT ZERK 1/4-28 X 90 |
| 50 | 1 | YNFG20005 | NUT FLANGE, 5/8 |
| 51 | 1 | YNFG12006 | NUT FLANGE, 3/8 |
| 52 | 2 | S135 | SQUARE KEY, 1/4 X 1-1/4 |
| 53 | 1 | YNJM12005 | NUT JAM, 3/8 |

FIGURE 21
BEATER GEARBOX

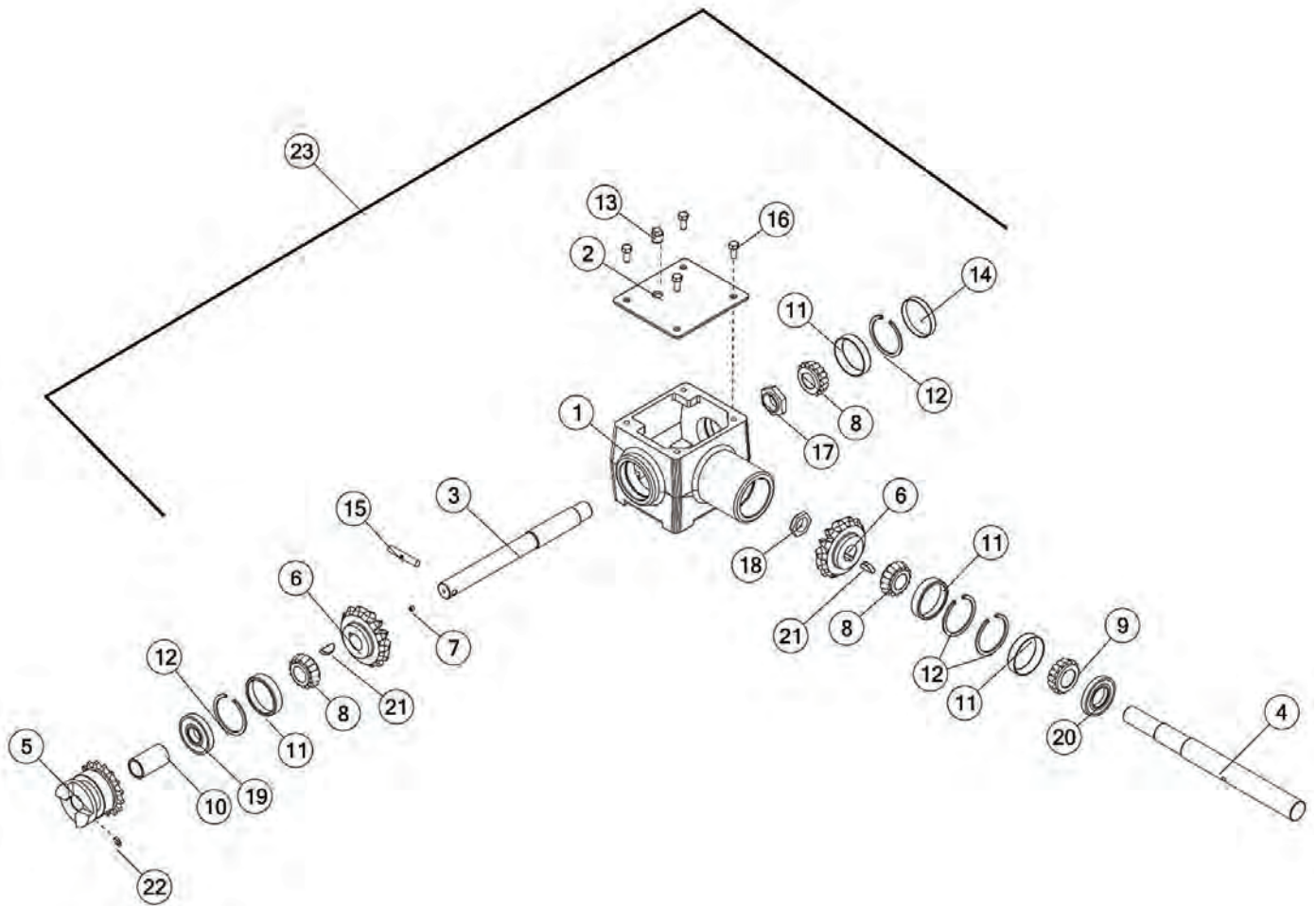


FIGURE 21

BEATER GEARBOX

| <u>ITEM</u> | <u>QTY</u> | <u>PART#</u> | <u>DESCRIPTION</u> |
|-------------|------------|--------------|------------------------------|
| 1 | 1 | 3G1 | HOUSING |
| 2 | 1 | 3G3 | COVER |
| 3 | 1 | 76115 | SIDE SHAFT |
| 4 | 1 | 76354 | GEARBOX SHAFT, FRONT |
| 5 | 1 | S116 | BEATER CLUTCH |
| 6 | 2 | 3G5 | BEVEL GEAR |
| 7 | 1 | YSKP08020 | SCREW SET, SOCKET, 1/4 X 1/4 |
| 8 | 3 | 3G7 | TAPER BEARING |
| 9 | 1 | L3G24 | TAPER BEARING |
| 10 | 1 | S117 | BRONZE BUSHING |
| 11 | 4 | 12N19 | INNER RACE |
| 12 | 4 | 3G19 | SNAP RING |
| 13 | 1 | 3G20 | VENT PLUG |
| 14 | 1 | G90 | CAP |
| 15 | 1 | S115 | PIN |
| 16 | 4 | YBHH10105 | BOLT HEX, 5/16 X 3/4 G5 |
| 17 | 4 | 3G11 | GEAR BOX NUT, 1-1/8 |
| 18 | 1 | 3G4 | GEAR BOX NUT, 1 |
| 19 | 1 | 3G9 | SEAL |
| 20 | 1 | S136 | OIL SEAL |
| 21 | 2 | 5B10 | WOODRUFF KEY, 1/4 X 1 |
| 22 | 1 | G89 | STRAIGHT ZERK 1/4-28 X 90 |
| 23 | 1 | 78963 | COMPLETE GEARBOX |

FIGURE 22
WORM GEARBOX

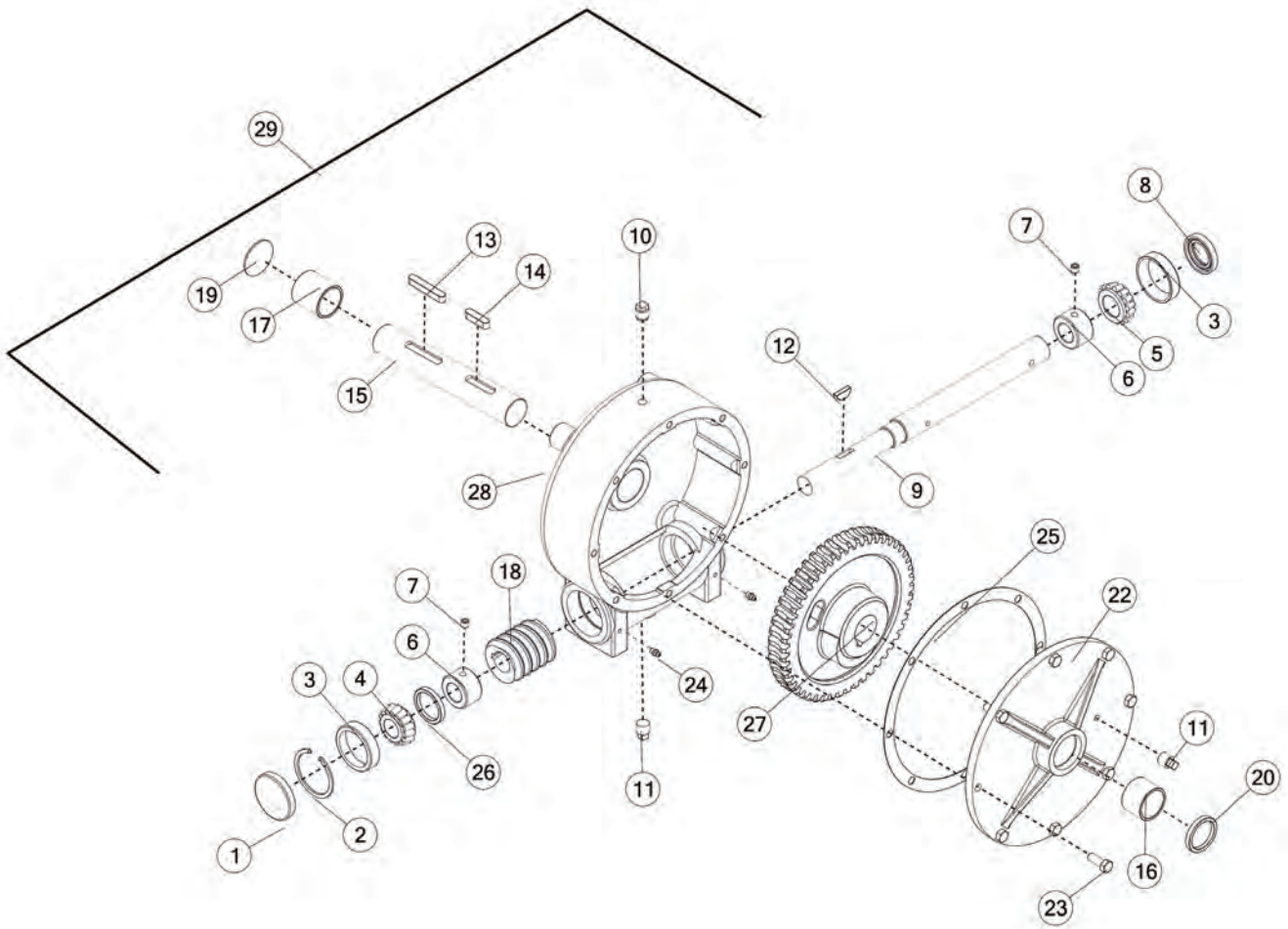


FIGURE 22

WORM GEARBOX

| <u>ITEM</u> | <u>QTY</u> | <u>PART#</u> | <u>DESCRIPTION</u> |
|-------------|------------|--------------|------------------------------|
| 1 | 1 | G90 | CAP |
| 2 | 1 | 3G19 | SNAP RING |
| 3 | 2 | 3G18 | ROLLER BEARING |
| 4 | 1 | 3G7 | TAPER BEARING |
| 5 | 1 | L3G24 | TAPER BEARING |
| 6 | 2 | X9 | SPACER |
| 7 | 2 | YSKP12025 | SCREW SET, SOCKET, 3/8 X 3/8 |
| 8 | 1 | G115 | OIL SEAL |
| 9 | 1 | S140 | WORM GEAR SHAFT, FRONT |
| 10 | 1 | 59184 | PIPE PLUG, PLASTIC, 3/8 |
| 11 | 1 | 23N149 | PLUG |
| 12 | 1 | 5B10 | WOODRUFF KEY, 1/4 X 1 |
| 13 | 1 | S138 | ROUND KEY, 3/8 X 2-3/8 |
| 14 | 1 | S437 | SQUARE KEY, 3/8 X 1-3/8 |
| 15 | 1 | S139 | WORM GEAR SHAFT, SIDE |
| 16 | 1 | X75 | BUSHING |
| 17 | 1 | X8 | BUSHING |
| 18 | 1 | G76 | WORM GEAR |
| 19 | 1 | G117 | CAP |
| 20 | 1 | G120 | OIL SEAL |
| 21 | 1 | X77 | BRONZE WORM GEAR |
| 22 | 1 | G116 | WORM GEAR BOX COVER |
| 23 | 8 | YBHH12010 | BOLT HEX, 3/8 X 1 G5 |
| 24 | 1 | G89 | STRAIGHT ZERK 1/4-28 X 90 |
| 25 | 1 | G88 | GASKET |
| 26 | 1 | 59249 | SHIM, .005 |
| * | 1 | 58748 | SHIM, .007 |
| * | 1 | G92 | SHIM, STAINLESS .01 |
| * | 1 | 59250 | SHIM, .02 |
| 27 | 1 | G77 | GEAR |
| 28 | 1 | G114 | HOUSING |
| 29 | 1 | G118 | WORM GEARBOX |

* NOT SHOWN

FIGURE 23
PTO 540 RPM LONG




FIGURE 23
PTO 540 RPM LONG

| <u>ITEM</u> | <u>QTY</u> | <u>PART#</u> | <u>DESCRIPTION</u> |
|--------------------|-------------------|---------------------|---------------------------|
| 1 | 1 | S457 | COMPLETE PTO |
| 2 | 2 | 16SV181 | GUARD REPAIR KIT |
| 3 | 1 | 8224 | OUTER GUARD |
| 4 | 1 | 8225 | INNER GUARD |
| 5 | 1 | 8220 | YOKE AND SHAFT |
| 6 | 1 | 8227 | YOKE TUBE AND SLIP SLEEVE |
| 7 | 1 | S225 | SPRING-LOK REPAIR KIT |
| 8 | 1 | 23N162 | SPRING LOCK YOKE |
| 9 | 1 | 8228 | YOKE, 14 |
| 10 | 2 | 14NW KIT | CROSS KIT, 14 |

FIGURE 24
PTO 540 RPM STANDARD




FIGURE 24
PTO 540 RPM STANDARD

| <u>ITEM</u> | <u>QTY</u> | <u>PART#</u> | <u>DESCRIPTION</u> |
|--------------------|-------------------|---------------------|---------------------------|
| 1 | 1 | S372 | HD NEEDLE BEARING PTO |
| 2 | 1 | 78807 | GUARD REPAIR KIT |
| 3 | 1 | S398 | OUTER GUARD |
| 4 | 1 | S397 | INNER GUARD |
| 5 | 1 | S378 | YOKE AND SHAFT |
| 6 | 1 | S376 | YOKE AND TUBE |
| 7 | 1 | S225 | SPRING LOCK REPAIR KIT |
| 8 | 1 | S379 | SPRING LOCK YOKE, 12 |
| 9 | 1 | S374 | YOKE, 12 |
| 10 | 1 | S375 | CROSS KIT, 12R |

FIGURE 25 OPTIONAL TOP BEATER

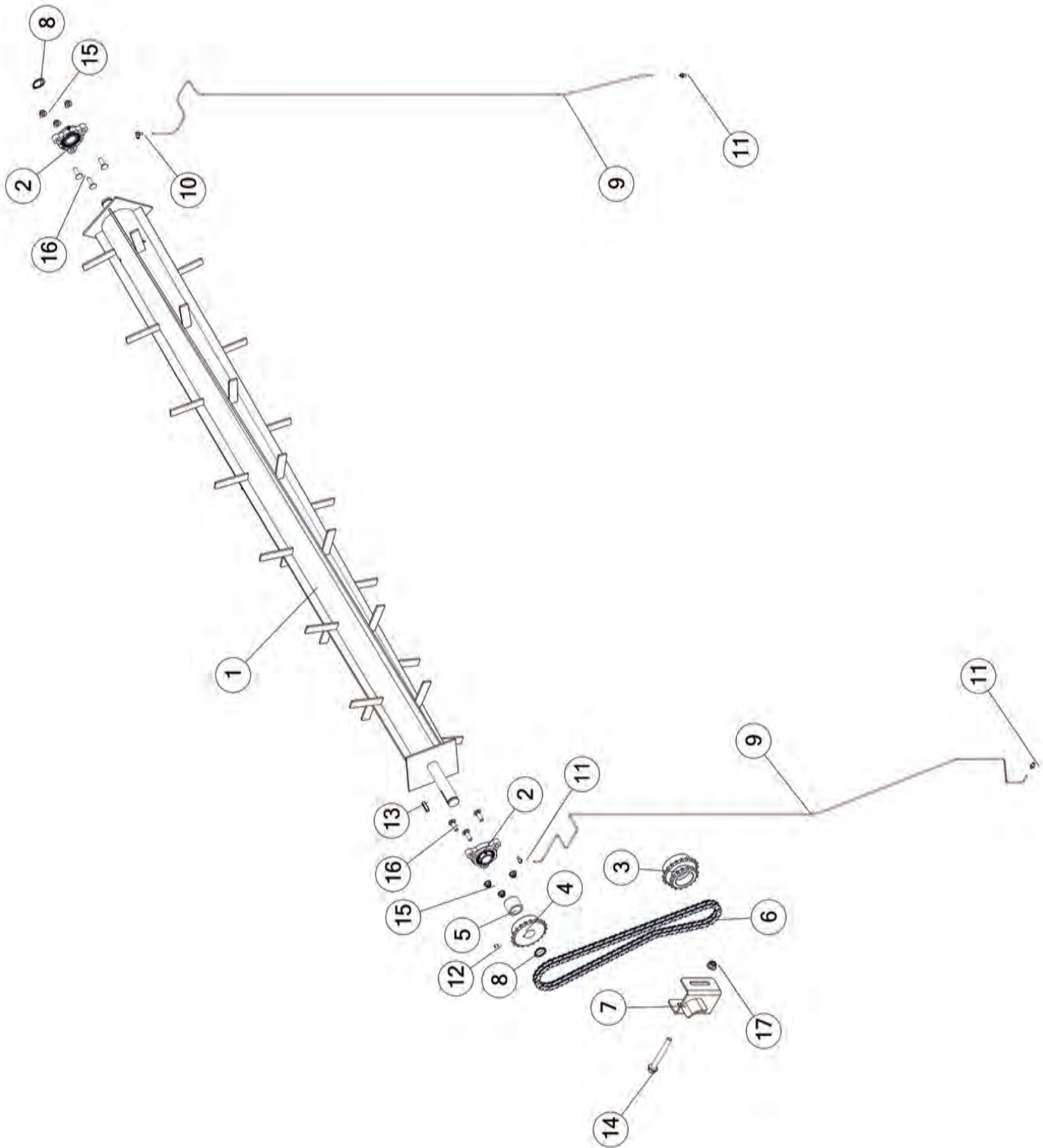


FIGURE 25

OPTIONAL TOP BEATER

| <u>ITEM</u> | <u>QTY</u> | <u>PART#</u> | <u>DESCRIPTION</u> |
|-------------|------------|--------------|--|
| 1 | 1 | S263 | BEATER |
| 2 | 2 | 80662 | BEARING 1-1/4 |
| 3 | 1 | S266 | SPROCKET, 50B16, 50B20 |
| 4 | 1 | S26 | SPROCKET, 50B20, 1.253 ID |
| 5 | 1 | S262 | SPACER |
| 6 | 1 | 87249 | ROLLER CHAIN, 50 X 78 PITCHES |
| * | 1 | X61 | CONNECTING LINK |
| 7 | 1 | 87254 | CHAIN TIGHTNER |
| 8 | 2 | F73 | SNAP RING, 1-1/4 |
| 9 | 2 | 79314 | GREASE LINE |
| 10 | 1 | 8257 | GREASE LINE FITTING, 90 DEGREE ELBOW 5/32 x 1/4 |
| 11 | 3 | 54572 | GREASE LINE FITTING, STRAIGHT |
| 12 | 1 | YSKP10010 | SET SCREW, SOCKET, KNURLED CUP PT, 5/16 - 18 X 3/8 |
| 13 | 1 | G23A | SQUARE KEY, 5/16 X 1-1/4 |
| 14 | 1 | YBFB16450 | BOLT FLANGE, 1/2 X 4-1/2 G5 |
| 15 | 6 | YNFG12006 | NUT FLANGE, 3/8 GF |
| 16 | 6 | YBFB12150 | BOLT FLANGE, 3/8 X 1-1/2 G5 |
| 17 | 1 | YNFG16003 | NUT FLANGE, 1/2 |

* NOT SHOWN

FIGURE 26 HYDRAULIC DRIVE KIT

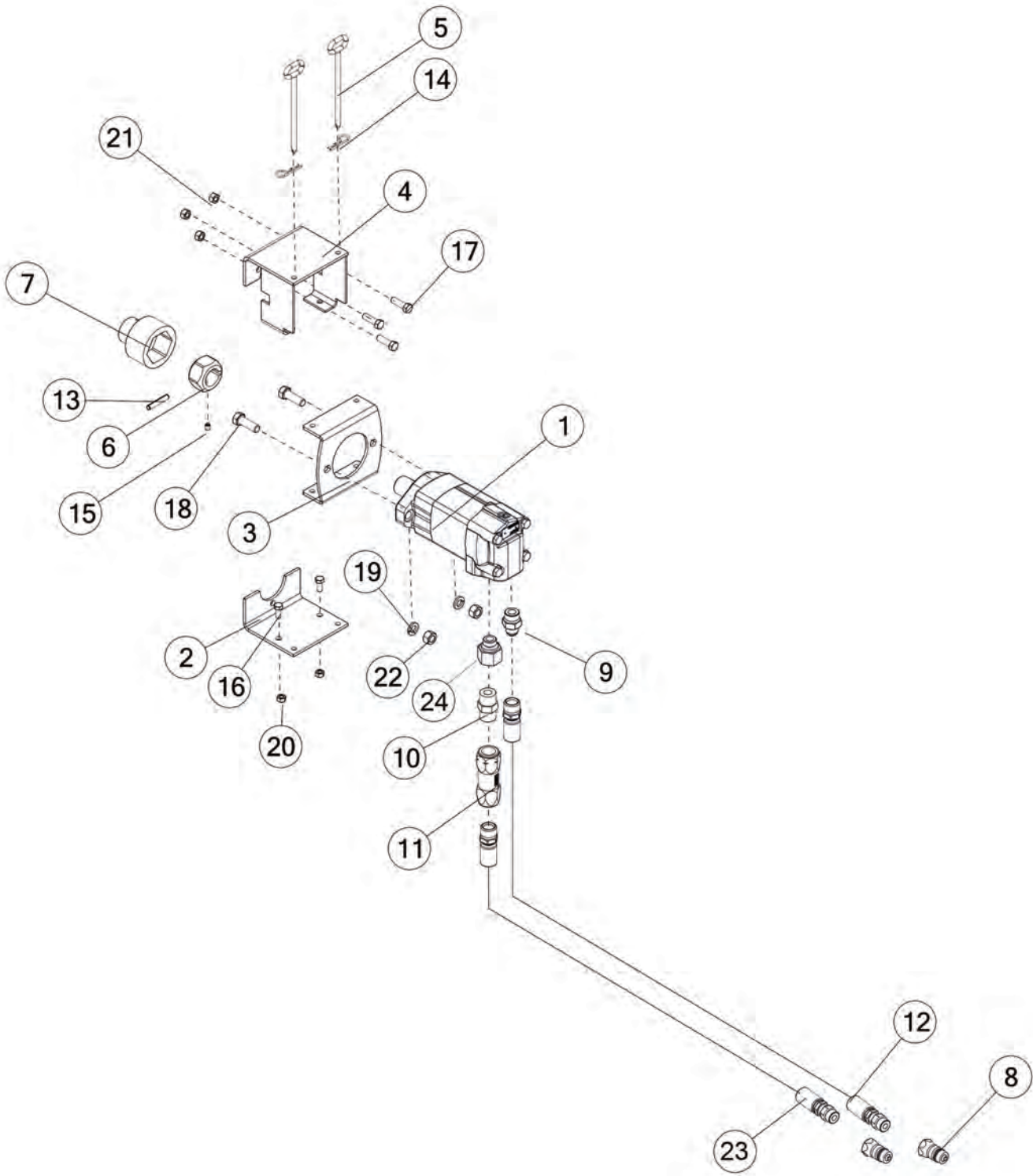


FIGURE 26

HYDRAULIC DRIVE KIT

| <u>ITEM</u> | <u>QTY</u> | <u>PART#</u> | <u>DESCRIPTION</u> |
|-------------|------------|--------------|--|
| 1 | 1 | 16SV150 | HYDRAULIC MOTOR |
| 2 | 1 | S383 | BOTTOM MOTOR HANGER, 6-1/2 X 5 X 3/16 |
| 3 | 1 | S464 | MOTOR MOUNT 2000 SERIES |
| 4 | 1 | S382 | TOP MOTOR HANGER |
| 5 | 2 | S386 | PIN, MOTOR UNIT MOUNT |
| 6 | 1 | S463 | PRIMARY HEX DRIVE 2000 SERIES |
| 7 | 1 | S411 | SECONDARY HEX DRIVE |
| 8 | 2 | 67148 | QUICK COUPLER |
| 9 | 2 | GM27 | FITTING STRAIGHT, 8JIC X 10ORB |
| 10 | 1 | LW98 | NIPPLE, 3/4 |
| 11 | 2 | PB185 | CHECK VALVE, 3/4 |
| 12 | 2 | 85248 | HYDRAULIC HOSE 1/2 X 132 |
| 13 | 1 | YPEX10015 | EXPANSION PIN, 5/16 X 1-3/4 |
| 14 | 2 | YPHR02005 | HAIR PIN |
| 15 | 1 | YSKP10010 | SCREW SET, SOCKET, KNURLED CUP PT, 5/16 - 18 X 3/8 |
| 16 | 2 | YBHH10105 | BOLT HEX, 5/16 X 3/4 G5 |
| 17 | 3 | YBHH12035 | BOLT HEX, 3/8 X 1-1/4 G5 |
| 18 | 2 | YBHH16030 | BOLT HEX, 1/2 X 1-1/2 G5 |
| 19 | 2 | YWLO16005 | WASHER LOCK, 1/2 |
| 20 | 2 | YNHX10005 | NUT HEX, 5/16 |
| 21 | 3 | YNHX12005 | NUT HEX, 3/8 |
| 22 | 2 | YNHX16005 | NUT HEX, 1/2 |
| 23 | 1 | 80669 | HYDRAULIC HOSE, 1/2 X 132 |
| 24 | 1 | WM289 | FITTING STRAIGHT, 10ORB, 1/2NPT, STL |

FIGURE 27 ELECTRIC CAB CONTROL KIT

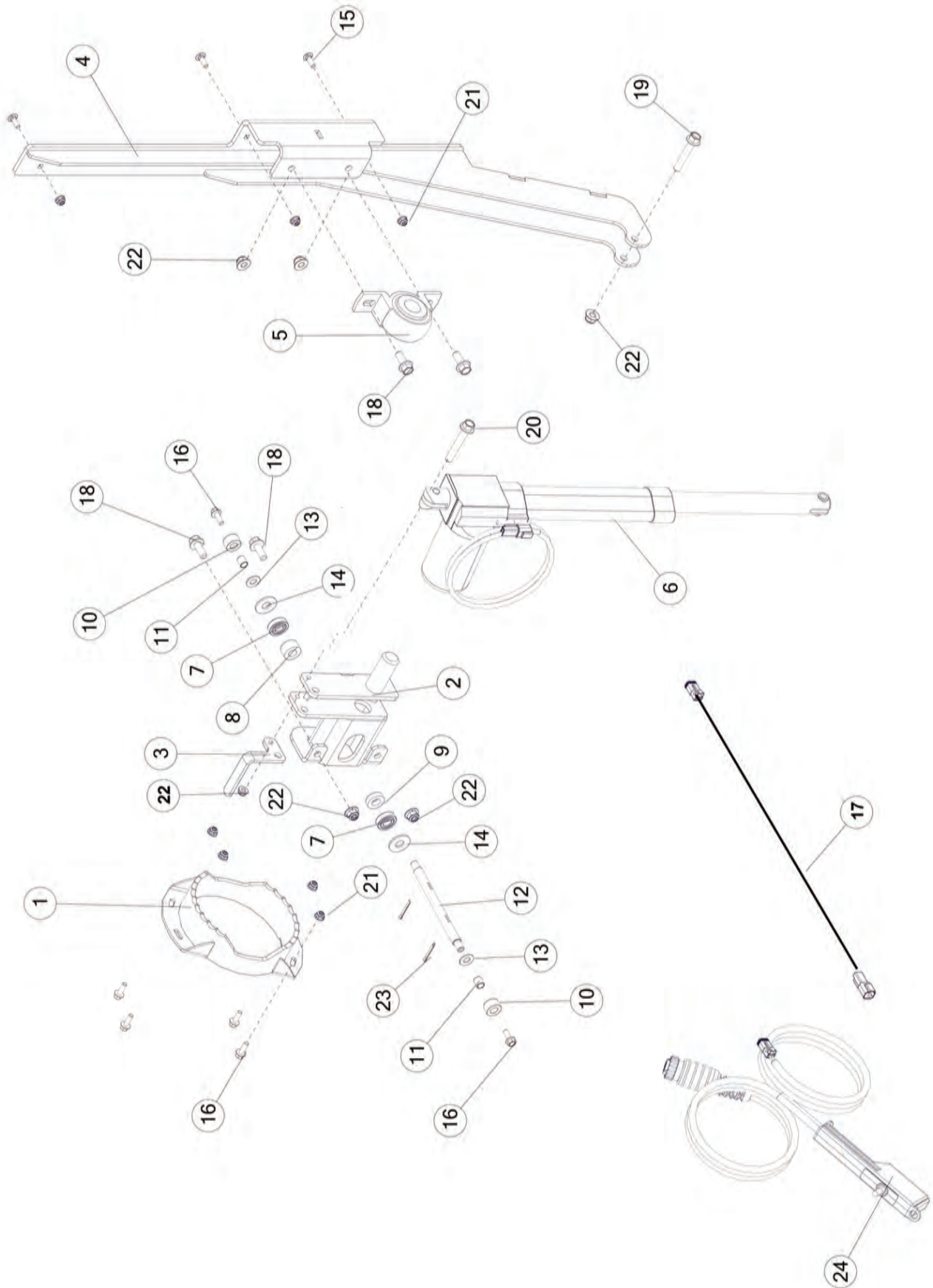


FIGURE 27

ELECTRIC CAB CONTROL KIT

| <u>ITEM</u> | <u>QTY</u> | <u>PART#</u> | <u>DESCRIPTION</u> |
|-------------|------------|--------------|--|
| 1 | 1 | 76734 | CAB CONTROL SPOOL |
| 2 | 1 | 89113 | CAB CONTROL PIVOT |
| 3 | 1 | 83019 | INDICATOR BRACKET |
| 4 | 1 | 89119 | ACTUATOR BRACKET |
| 5 | 1 | 80N22 | BEARING, |
| 6 | 1 | 89130 | LINEAR ACTUATOR |
| 7 | 2 | 72910 | BALL, BEARING |
| 8 | 1 | 76540 | STEEL BUSHING |
| 9 | 1 | 76541 | STEEL BUSHING |
| 10 | 1 | 78024 | ROUND TUBE |
| 11 | 2 | 78028 | BRONZE BUSHING |
| 12 | 1 | 78041 | ROUND SHAFT |
| 13 | 2 | YWFL12010 | WASHER FLAT, 3/8 |
| 14 | 2 | YWFL16005 | WASHER, FLAT, 1/2 |
| 15 | 3 | YBCR08040 | BOLT CARRIAGE, 1/4 X 3/4 G5 |
| 16 | 4 | YBFB08075 | BOLT FLANGE, 1/4 X 3/4 G5 |
| 17 | 1 | 85050 | CAB CONTROL WIRE HARNESS |
| 18 | 1 | YBFB12003 | BOLT FLANGE, 3/8 X 1 G5 |
| 19 | 1 | YBFB12225 | BOLT FLANGE, 3/8 X 2-1/4 G5 |
| 20 | 1 | YBFB12500 | BOLT FLANGE, 3/8 X 5 G5 |
| 21 | 7 | YNFG08010 | NUT FLANGE, 1/4 |
| 22 | 6 | YNFG12006 | NUT FLANGE, 3/8 |
| 23 | 2 | YPCT04005 | COTTER PIN, 1/8 X 1 |
| 24 | 1 | 85332 | HAND CONTROLLER, (ON)-OFF-(ON) REVERSING |
| * | 1 | 16SV235 | SWITCH BOOTS |
| * | 1 | 61564 | CAP |
| * | 1 | 58790 | DEUTSCH 2 PIN PLUG HOUSING |
| * | 2 | 56760 | DEUTSCH SOCKET, SOLID, 14-16 GA. |
| * | 1 | 58793 | WEDGELOCK FOR DT06-2S CONNECTOR |
| * | 1 | EFAT015 | ELEC, FUSE, ATO, 15 AMP |

* NOT SHOWN

TWIN AUGER UNIT

CONTENTS

| | |
|--|---------|
| Figure 1 - Front Shields | 64-65 |
| Figure 2 - Front Panel & Components. | 66-67 |
| Figure 3 - Pan & Components | 68-69 |
| Figure 4 - Cross Conveyor Drives. | 70-71 |
| Figure 5 - Apron Shaft & Components | 72-73 |
| Figure 6 - Main Side Panel LH | 74-75 |
| Figure 7 - Housing Panel RH. | 76-77 |
| Figure 8 - Top Side Panel RH. | 78-79 |
| Figure 9 - Side Door & Components RH. | 80-81 |
| Figure 10 - Beater & Components LH | 82-83 |
| Figure 11 - Beater & Components RH. | 84-85 |
| Figure 12 - Beater Chain & Sprockets | 86-87 |
| Figure 13 - Main Apron & Cross Conveyor Drive | 88-91 |
| Figure 14 - Clutch Components. | 92-93 |
| Figure 15 - Sheaves/Belts & Components | 94-95 |
| Figure 16 - Front Drive Chain/Sprockets & Components | 96-97 |
| Figure 17 - Front Drive/Belts & Components | 98-101 |
| Figure 18 - Beater Gearbox | 102-103 |
| Figure 19 - Worm Gearbox | 104-105 |
| Figure 20 - PTO 540 RPM Long | 106-107 |
| Figure 21 - PTO 540 RPM Standard | 108-109 |
| Figure 22 - Optional Top Beater | 110-111 |
| Figure 23 - Electric Cab Control Kit | 112-113 |
| Figure 24 - Hydraulic Drive Kit | 114-115 |

FIGURE 1
FRONT SHIELDS

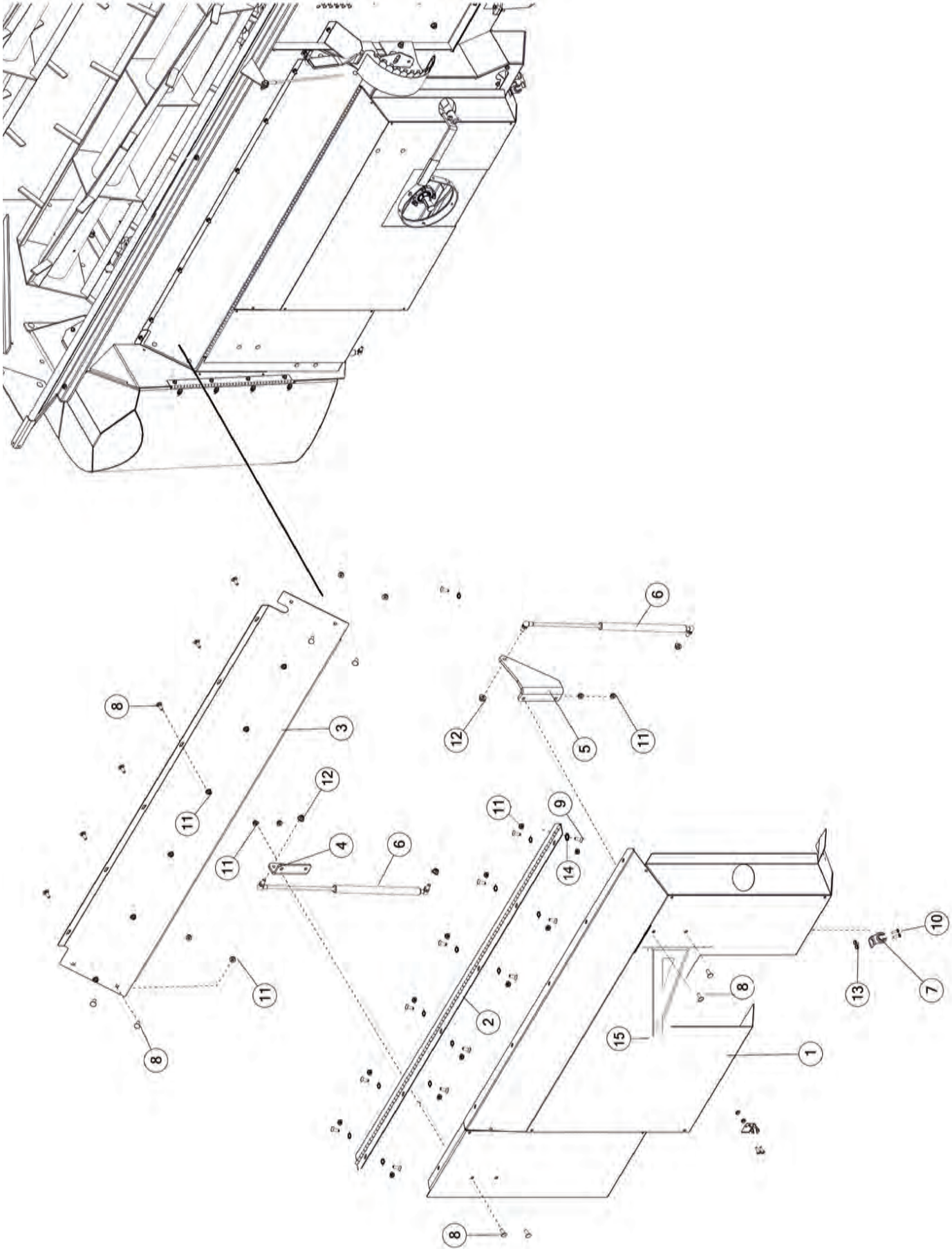


FIGURE 1 FRONT SHIELDS

| <u>ITEM</u> | <u>QTY</u> | <u>PART#</u> | <u>DESCRIPTION</u> |
|-------------|------------|--------------|----------------------------------|
| 1 | 1 | 79104 | DOOR SHIELD, FRONT |
| 2 | 1 | 79039 | PIANO HINGE |
| 3 | 1 | 74148 | SHIELD, FRONT |
| 4 | 1 | 80594 | GAS SPRING UPPER BRACKET RH |
| 5 | 1 | 80597 | GAS SPRING UPPER BRACKET LH |
| 6 | 2 | 80583 | GAS SPRING |
| 7 | 2 | X233 | LATCH CATCH |
| 8 | 14 | YBCR08040 | BOLT CARRIAGE, 1/4 X 3/4 G5 |
| 9 | 12 | YSFS08010 | BOLT FLAT SOCKET HEAD, 1/4 X 3/4 |
| 10 | 4 | YSPN64005 | SCREW PAN HEAD, 10 X 5/8 |
| 11 | 26 | YNFG08010 | NUT FLANGE, 1/4 |
| 12 | 4 | YNFG10005 | NUT FLANGE, 5/16 |
| 13 | 4 | YNNY64005 | NUT HEX, #10-24, G2 |
| 14 | 12 | YWFL08005 | WASHER FLAT, 1/4 |
| 15 | 1 | 91236 | BRACKET, HOSE TETHER |

FIGURE 2 FRONT PANEL & COMPONENTS

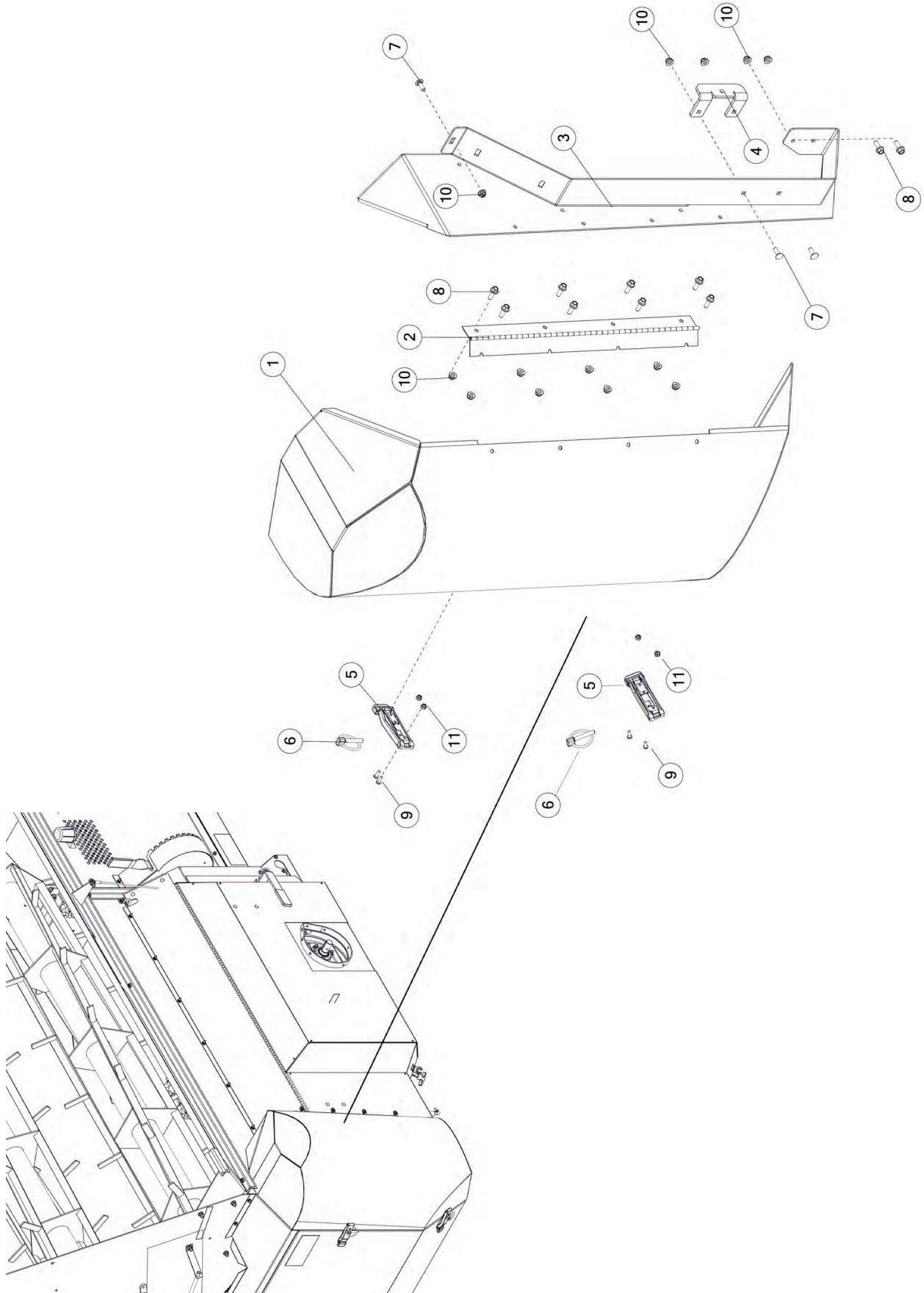


FIGURE 2 FRONT PANEL & COMPONENTS

| <u>ITEM</u> | <u>QTY</u> | <u>PART#</u> | <u>DESCRIPTION</u> |
|-------------|------------|--------------|-----------------------------|
| 1 | 1 | 81415 | CORNER SHIELD, ROUND FRONT |
| 2 | 1 | 74267 | PIANO HINGE |
| 3 | 1 | 81534 | INSIDE CORNER SHIELD, FRONT |
| 4 | 1 | 80595 | GAS SPRING LOWER BRACKET RH |
| 5 | 2 | 80180 | DRAW LATCH |
| 6 | 2 | YPLY08011 | LYNCH PIN, 1/4 X 1-9/16 |
| 7 | 3 | YBCR08040 | BOLT CARRIAGE, 1/4 X 3/4 G5 |
| 8 | 10 | YBFB08075 | BOLT FLANGE, 1/4 X 3/4 G5 |
| 9 | 4 | YSPP62006 | SCREW PAN HEAD, #8-32 X 1/2 |
| 10 | 13 | YNFG08010 | NUT FLANGE, 1/4 |
| 11 | 4 | YNNY62005 | NUT HEX, #8-32 G2 |

FIGURE 3 PAN & COMPONENTS

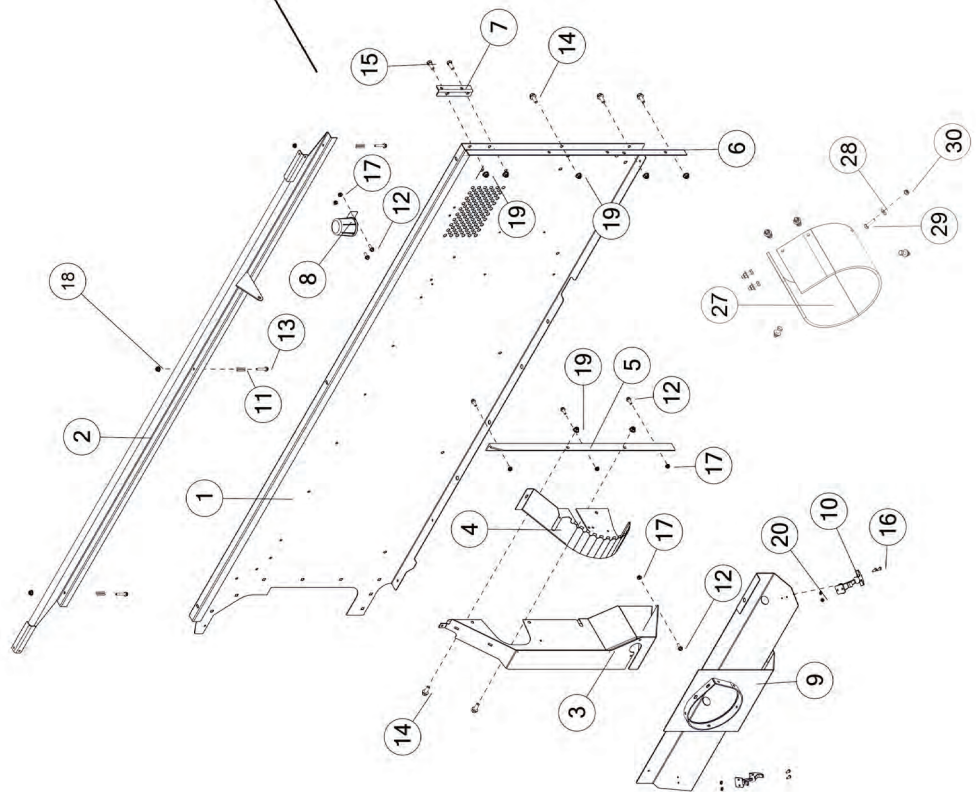
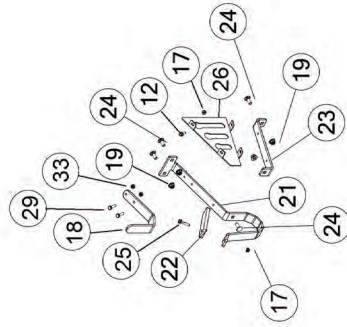
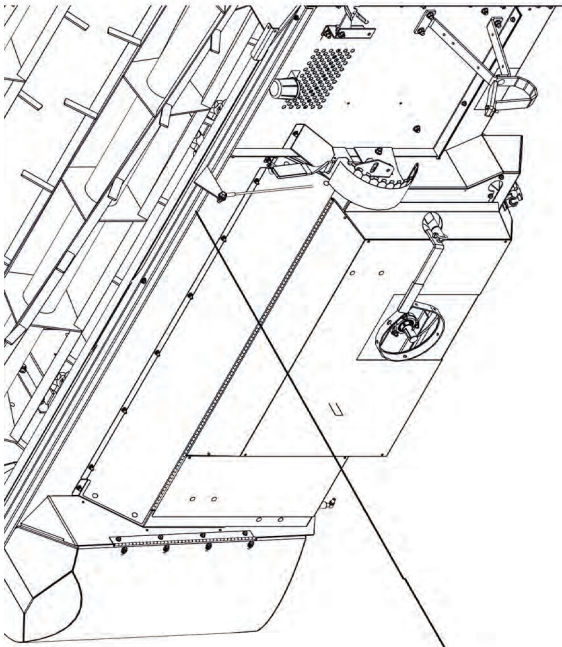


FIGURE 3

PAN & COMPONENTS

| <u>ITEM</u> | <u>QTY</u> | <u>PART#</u> | <u>DESCRIPTION</u> |
|-------------|------------|--------------|-----------------------------|
| 1 | 1 | 76384 | UNIT PANEL, FRONT |
| 2 | 1 | 73286 | EMERGENCY STOP PANEL |
| 3 | 1 | 79037 | SHIELD, FRONT LH |
| 4 | 1 | 73302 | SPEED SELECTOR BRACKET |
| 5 | 1 | 73314 | PANEL BRACE, FRONT |
| 6 | 1 | 75797 | UNIT BRACE, FRONT |
| 7 | 1 | 73343 | ANGLE BRACKET, CORNER LH |
| 8 | 1 | CHM38 | PLUG STORAGE |
| 9 | 1 | 79040 | PTO SHIELD |
| 10 | 2 | X233 | LATCH ASSEMBLY |
| 11 | 3 | S7 | SPRING |
| 12 | 5 | YBFB08075 | BOLT FLANGE, 1/4 X 3/4 G5 |
| 13 | 3 | YBFB08150 | BOLT FLANGE, 1/4 X 1-1/2 G5 |
| 14 | 5 | YBFB12003 | BOLT FLANGE, 3/8 X 1 G5 |
| 15 | 2 | YBHH12010 | BOLT HEX, 3/8 X 1 G5 |
| 16 | 4 | YSPN64005 | SCREW PAN HEAD, 10 X 5/8 |
| 17 | 7 | YNFG08010 | NUT FLANGE, 1/4 |
| 18 | 1 | 80562 | HYDRAULIC HOSE HOLDER |
| 19 | 11 | YNFG12006 | NUT FLANGE, 3/8 |
| 20 | 4 | YNNY64005 | NUT HEX, 10-24 G2 |
| 21 | 1 | 80558 | TOP PTO BRACKET |
| 22 | 1 | S78 | RUBBER TAB |
| 23 | 1 | 80559 | HOLDER BRACKET |
| 24 | 4 | YBCR12010 | BOLT CARRIAGE, 3/8 X 1 G5 |
| 25 | 1 | YBFB08125 | BOLT FLANGE, 1/4 X 1-1/4 G5 |
| 26 | 1 | 80561 | HOSE HOLDER |
| 27 | 1 | 79070 | PTO RUBBER |
| 28 | 7 | YWFL08005 | WASHER FLAT, 1/4 |
| 29 | 7 | YBHH08010 | BOLT HEX, 1/4 X 1 G5 |
| 30 | 7 | YNNY08005 | NUT HEX, 1/4 G2 |

FIGURE 4 CROSS CONVEYOR DRIVES

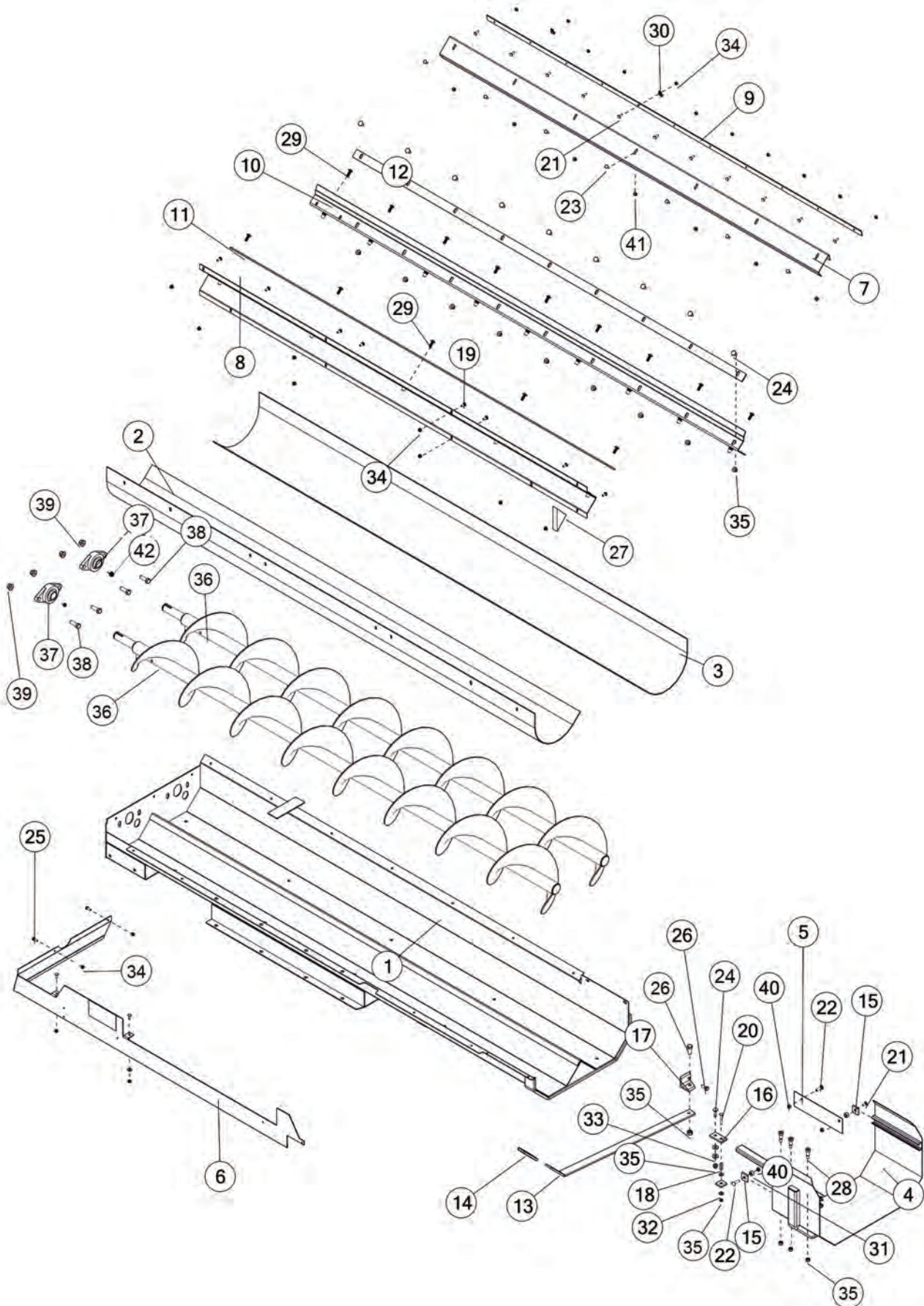


FIGURE 4

CROSS CONVEYOR DRIVES

| <u>ITEM</u> | <u>QTY</u> | <u>PART#</u> | <u>DESCRIPTION</u> |
|-------------|------------|--------------|---------------------------------------|
| 1 | 1 | 75775 | AUGER HOUSING |
| 2 | 1 | 76341 | AUGER SHORT POLY |
| 3 | 1 | ST2 | AUGER LONG POLY |
| 4 | 1 | 80281 | EXTENSION SHELL |
| 5 | 1 | ST68 | POLY HOLD DOWN |
| 6 | 1 | 80192 | FRONT LOWER SHIELD W/DECAL |
| 7 | 1 | 76377 | BLACK POLY & SEAL HOLDER |
| 8 | 1 | 76503 | FRONT WIPER |
| 9 | 1 | S288 | PLATE, 87-1/2 X 1 X .13 |
| 10 | 1 | ST69 | CENTER WIPER |
| 11 | 1 | X83 | WIPER |
| 12 | 1 | ST72 | FRONT OF CENTER WIPER |
| 13 | 1 | ST21 | EXTENSION HANDLE |
| 14 | 1 | S403 | HANDLE GRIP |
| 15 | 2 | 80276 | EXT. POLY SIDES |
| 16 | 1 | 80279 | POLY SLIDE BRACKET |
| 17 | 1 | 76388 | EXTENSION HANDLE BRKT |
| 18 | 1 | S7 | SPRING FOR EMERGENCY STOP |
| 19 | 9 | YBCR08003 | BOLT CARRIAGE, 1/4-20 X 3/4 A ZC |
| 20 | 1 | YBHH08045 | BOLT HEX, 5/16 X 3/4 G2 ZC |
| 21 | 11 | YBCR10015 | BOLT CARRIAGE, 5/16 X 1-1/2 G5 |
| 22 | 1 | YBCR08040 | BOLT CARRIAGE, 1/ X 3/4 G5 |
| 23 | 7 | YBCR10030 | BOLT CARRIAGE, 5/16 X 3/4 G5 |
| 24 | 10 | YBCR12010 | BOLT CARRIAGE, 3/8 X 1 G5 |
| 25 | 2 | YBFB08075 | BOLT FLANGE, 1/4 X 3/4 |
| 26 | 2 | YBFB12125 | BOLT FLANGE, 3/8 X 1-1/4 G5 |
| 27 | 2 | 60693 | FOAM FILLER, FRONT WIPER BLADE HOLDER |
| 28 | 3 | YBSU12012 | BOLT SHOULDER, 1/2 X 7/8 |
| 29 | 14 | YSFB12100 | SCREW FLANGE, BUTTON HEAD, 3/8 X 1 |
| 30 | 2 | 83052 | CUSHION WIRE CLAMP 5/16 |
| 31 | 2 | ST77 | EXTENSION SPACER |
| 32 | 2 | YWFL08005 | WASHER FLAT, 1/4 |
| 33 | 2 | YWFL12005 | WASHER FLAT, 3/8 |
| 34 | 24 | YNFG08010 | NUT FLANGE, 1/2 |
| 35 | 16 | YNFG12006 | NUT FLANGE, 3/8 |
| 36 | 2 | 76177 | AUGER WELDMENT |
| 37 | 2 | 12N29 | FLANGE BEARING, 3.13 X 1.25 X 5.59 |
| 38 | 4 | YBFB16150 | BOLT FLANGE, 1/2 X 1-1/2 G5 |
| 39 | 2 | YNFG16003 | NUT FLANGE, 1/2 |
| 40 | 3 | YNFG10005 | NUT FLANGE, 5/16 |
| 41 | 2 | YNHX08005 | NUT HEX, 1/4 |
| 42 | 2 | RG21 | GREASE ZERK, 45 DEGREE |

FIGURE 5
APRON SHAFT & COMPONENTS

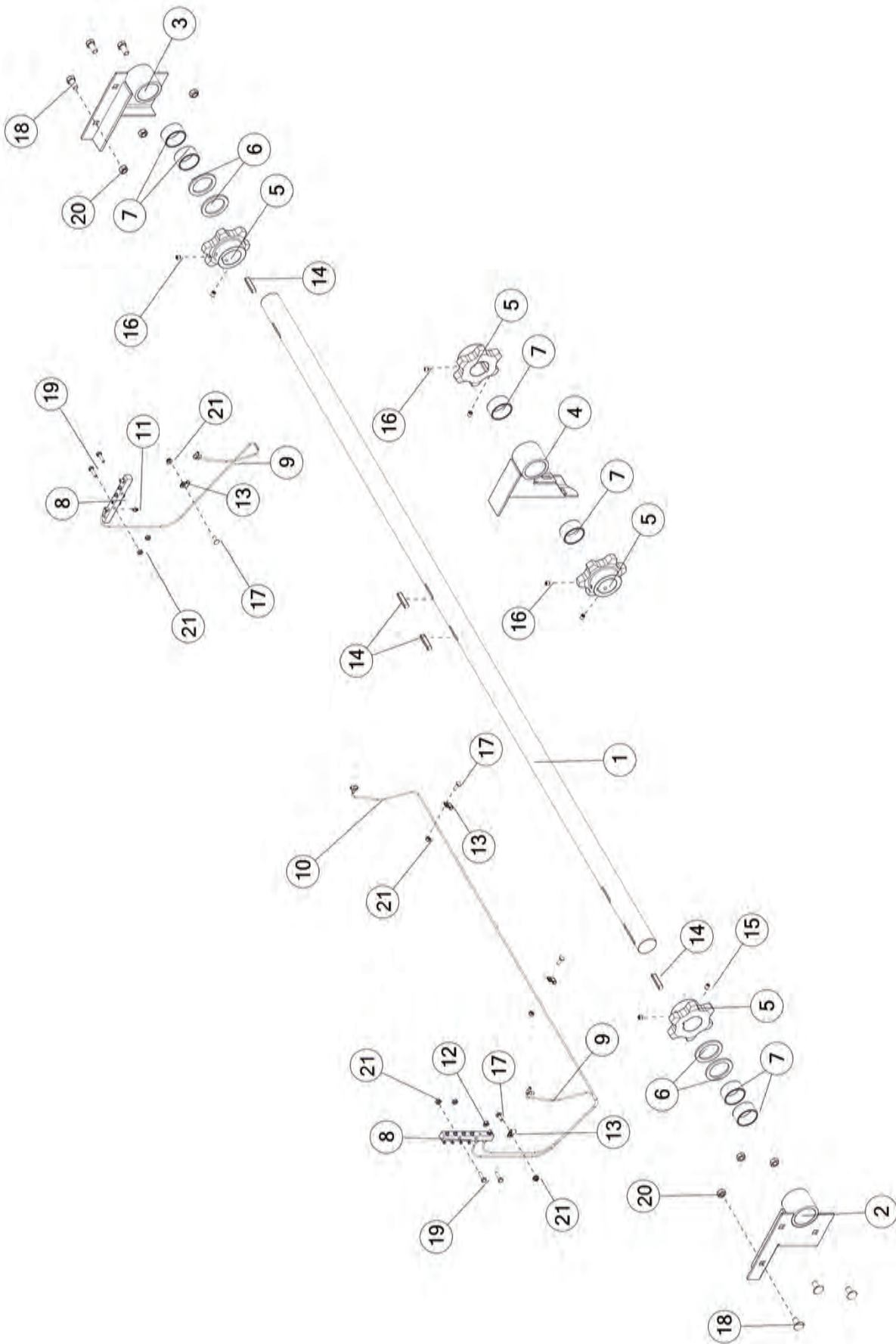


FIGURE 5

APRON SHAFT & COMPONENTS

| <u>ITEM</u> | <u>QTY</u> | <u>PART#</u> | <u>DESCRIPTION</u> |
|-------------|------------|--------------|------------------------------|
| 1 | 1 | 72662 | APRON DRIVE SHAFT |
| 2 | 1 | 72651 | DRIVE SHAFT BRACKET RH |
| 3 | 1 | 72665 | DRIVE SHAFT BRACKET LH |
| 4 | 1 | 72657 | DRIVE SHAFT BRACKET CENTER |
| 5 | 4 | 72669 | 6 TOOTH STEEL SPROCKET |
| 6 | 4 | 72680 | DRIVE SHAFT SHIM |
| 7 | 4 | 72652 | BRONZE BUSHING |
| 8 | 2 | 72769 | GREASE MANIFOLD |
| 9 | 2 | 78985 | GREASE LINE |
| 10 | 1 | 78986 | GREASE LINE |
| 11 | 1 | G89 | STRAIGHT ZERK, 1/4-28 |
| 12 | 1 | RG51 | ZERK, 90 DEGREE 1/4 |
| 13 | 4 | 83052 | CUSHION WIRE CLAMP, 5/16 |
| 14 | 2 | 56N174 | SQUARE KEY |
| 15 | 4 | YSKP12010 | SET SCREW, 3/8 X 1/2 |
| 16 | 4 | YSKP12025 | SET SCREW, 3/8 X 3/8 |
| 17 | 4 | YBCR08040 | BOLT CARRIAGE, 1/4 X 3/4, G5 |
| 18 | 6 | YBCR16005 | BOLT CARRIAGE, 1/2 X 1 G5 |
| 19 | 4 | YBFB08125 | BOLT FLANGE, 1/4 X 1-1/4 G5 |
| 20 | 6 | YNFG16003 | NUT FLANGE, 1/2 GF |
| 21 | 8 | YNFG08010 | NUT FLANGE, 1/4 |

FIGURE 6
MAIN SIDE PANEL LH

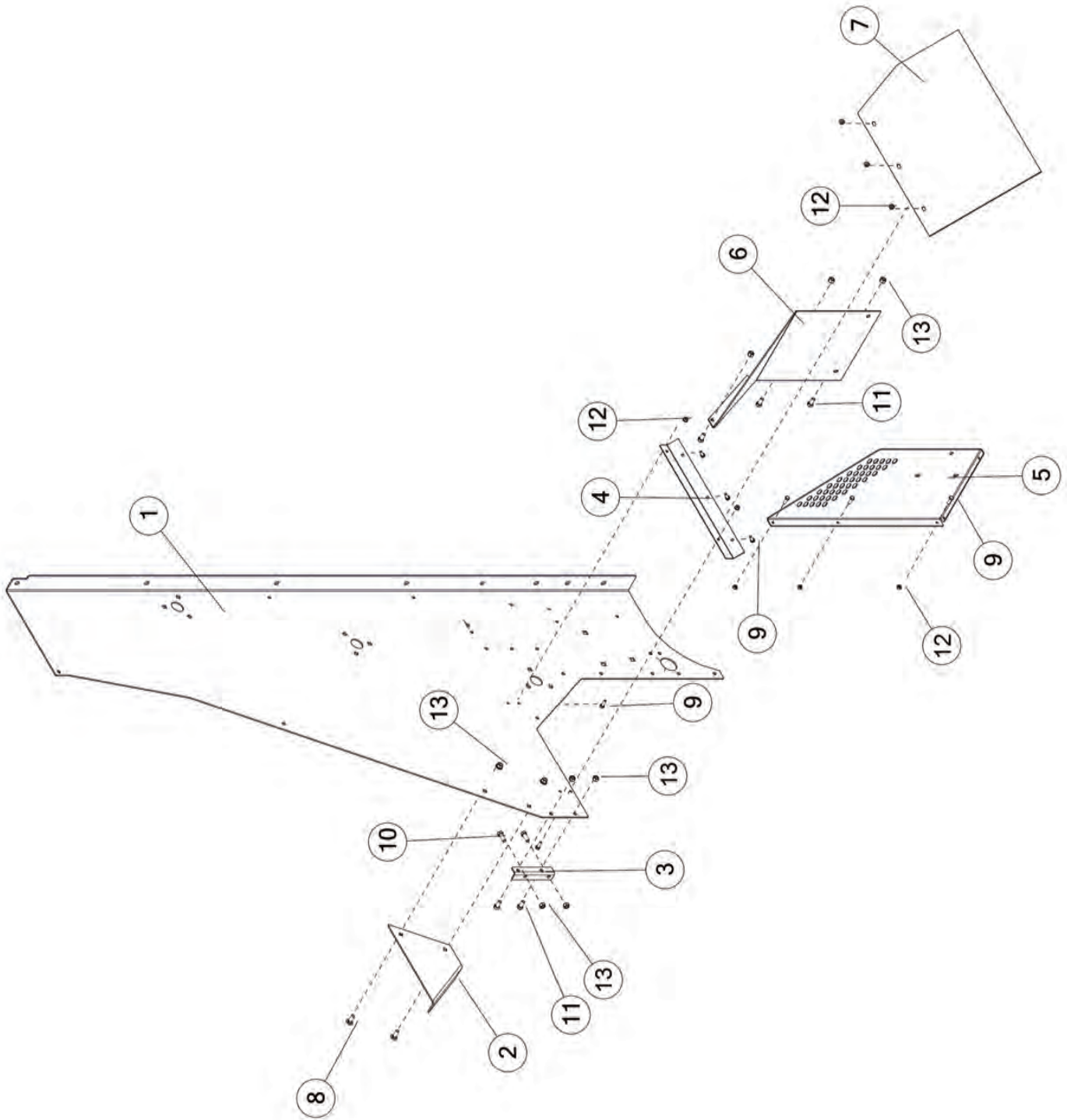


FIGURE 6
MAIN SIDE PANEL LH

| <u>ITEM</u> | <u>QTY</u> | <u>PART#</u> | <u>DESCRIPTION</u> |
|--------------------|-------------------|---------------------|-----------------------------|
| 1 | 1 | 86543 | UNIT SIDE PANEL LH |
| 2 | 1 | 80620 | EMERGENCY STOP BRACKET LH |
| 3 | 1 | 73343 | CORNER ANGLE LH |
| 4 | 1 | ST16 | POLY SHIELD HOLDER |
| 5 | 1 | 76340 | CROSS CHAIN EXTENSION FRONT |
| 6 | 1 | 76339 | AUGER EXTENSION REAR |
| 7 | 1 | ST15 | POLY SHIELD |
| 8 | 2 | YBCR12010 | BOLT CARRIAGE, 3/8 X 1 G5 |
| 9 | 3 | YBFB08075 | BOLT FLANGE, 1/4 X 3/4 G5 |
| 10 | 2 | YBHH12010 | BOLT HEX, 3/8 X 1 G5 |
| 11 | 2 | YBFB12075 | BOLT FLANGE, 3/8 X 3/4 G5 |
| 12 | 7 | YNFG08010 | NUT FLANGE, 1/4 GF |
| 13 | 8 | YNFG12006 | NUT FLANGE, 3/8 GF |

FIGURE 7 HOUSING PANEL RH

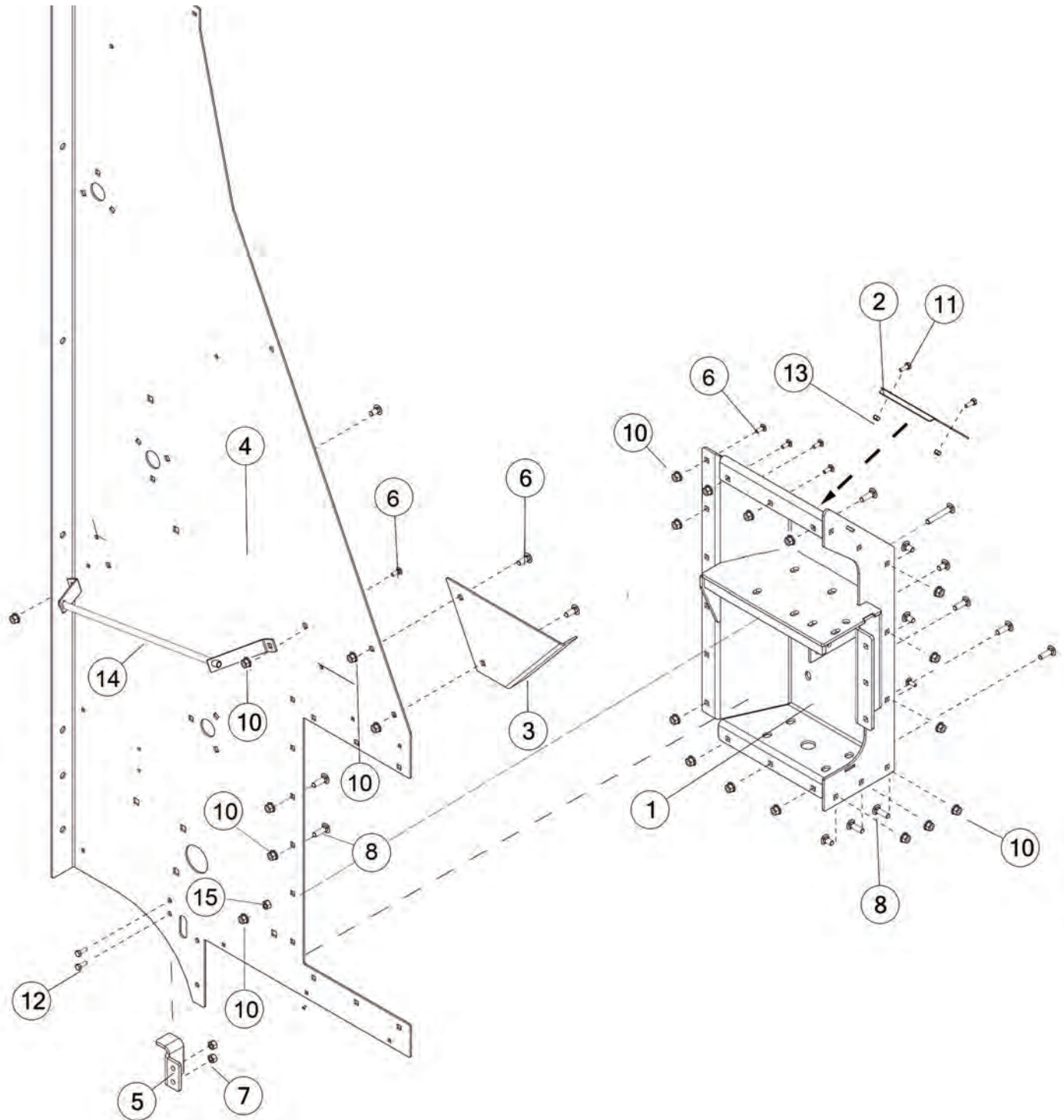


FIGURE 7
HOUSING PANEL RH

| <u>ITEM</u> | <u>QTY</u> | <u>PART#</u> | <u>DESCRIPTION</u> |
|--------------------|-------------------|---------------------|-------------------------------|
| 1 | 1 | 78116 | GEARBOX PANEL RH |
| 2 | 1 | 78960 | COVER |
| 3 | 1 | 80619 | EMERGENCY STOP PANEL RH |
| 4 | 1 | 86553B | SIDE PANEL RH W/DECALS |
| 5 | 1 | 73401 | SUPPORT BRACKET |
| 6 | 15 | YBCR12010 | BOLT CARRIAGE, 3/8 X 1 G5 |
| 7 | 2 | YNL12005 | NUT HEX, 3/8 |
| 8 | 8 | YBCR12020 | BOLT CARRIAGE, 3/8 X 1-1/4 G5 |
| 9 | 1 | YBCR12105 | BOLT CARRIAGE, 3/8 X 4-1/2 G5 |
| 10 | 24 | YNFG12006 | FLANGE NUT, 3/8 |
| 11 | 2 | YBFB08075 | FLANGE BOLT, 1/4 X 3/4 G5 |
| 12 | 2 | YBHH12010 | BOLT HEX, 3/8 X G5 |
| 13 | 2 | YNFG08010 | FLANGE NUT, 1/4 |
| 14 | 1 | 80556 | SAFETY CABLE GUID |
| 15 | 1 | YNHX12005 | NUT HEX, 3/8 |

FIGURE 8
TOP SIDE PANEL RH

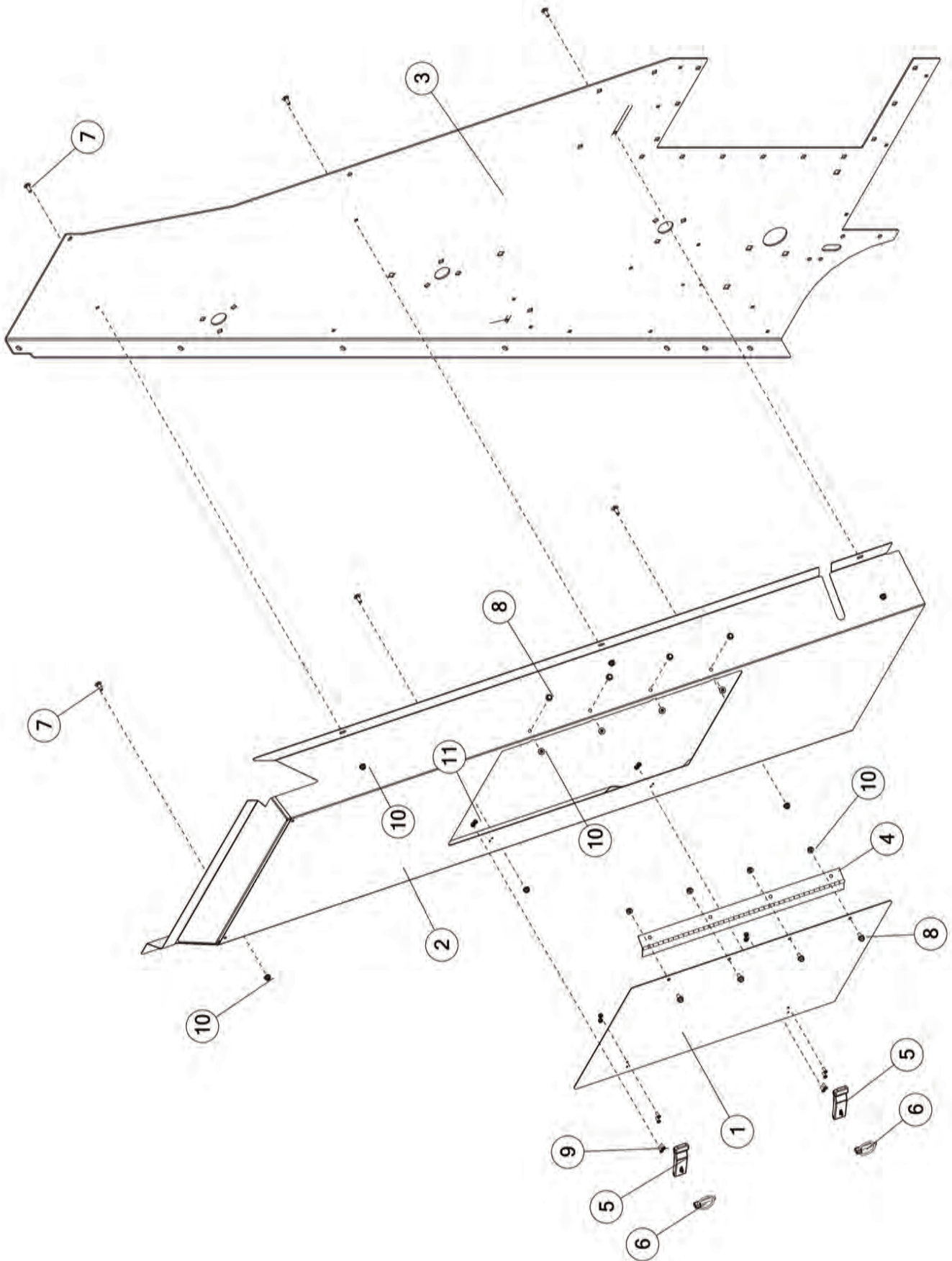


FIGURE 8
TOP SIDE PANEL RH

| <u>ITEM</u> | <u>QTY</u> | <u>PART#</u> | <u>DESCRIPTION</u> |
|--------------------|-------------------|---------------------|-----------------------------|
| 1 | 1 | 83246 | BEATER SHIELD DOOR |
| 2 | 1 | 83244 | BEATER CHAIN SHIELD |
| 3 | 1 | 86553B | UNIT SIDE PANEL RH W/DECALS |
| 4 | 1 | 74267 | PIANO HINGE |
| 5 | 2 | 80180 | DRAW LATCH |
| 6 | 2 | YPLY08011 | LYNCH PIN, 1/4 X 1-9/16 |
| 7 | 6 | YBCR08040 | BOLT CARRIAGE, 1/4 X 3/4 G5 |
| 8 | 8 | YBFB08005 | BOLT FLANGE, 1/4 X 1/2 G5 |
| 9 | 8 | YSPP62006 | PPHMS, #8-32 X .5 |
| 10 | 12 | YNFG08010 | NUT FLANGE, 1/4 |
| 11 | 8 | YNNY62005 | NUT HEX, #8-32 G2 |

FIGURE 9 SIDE DOOR & COMPONENTS RH

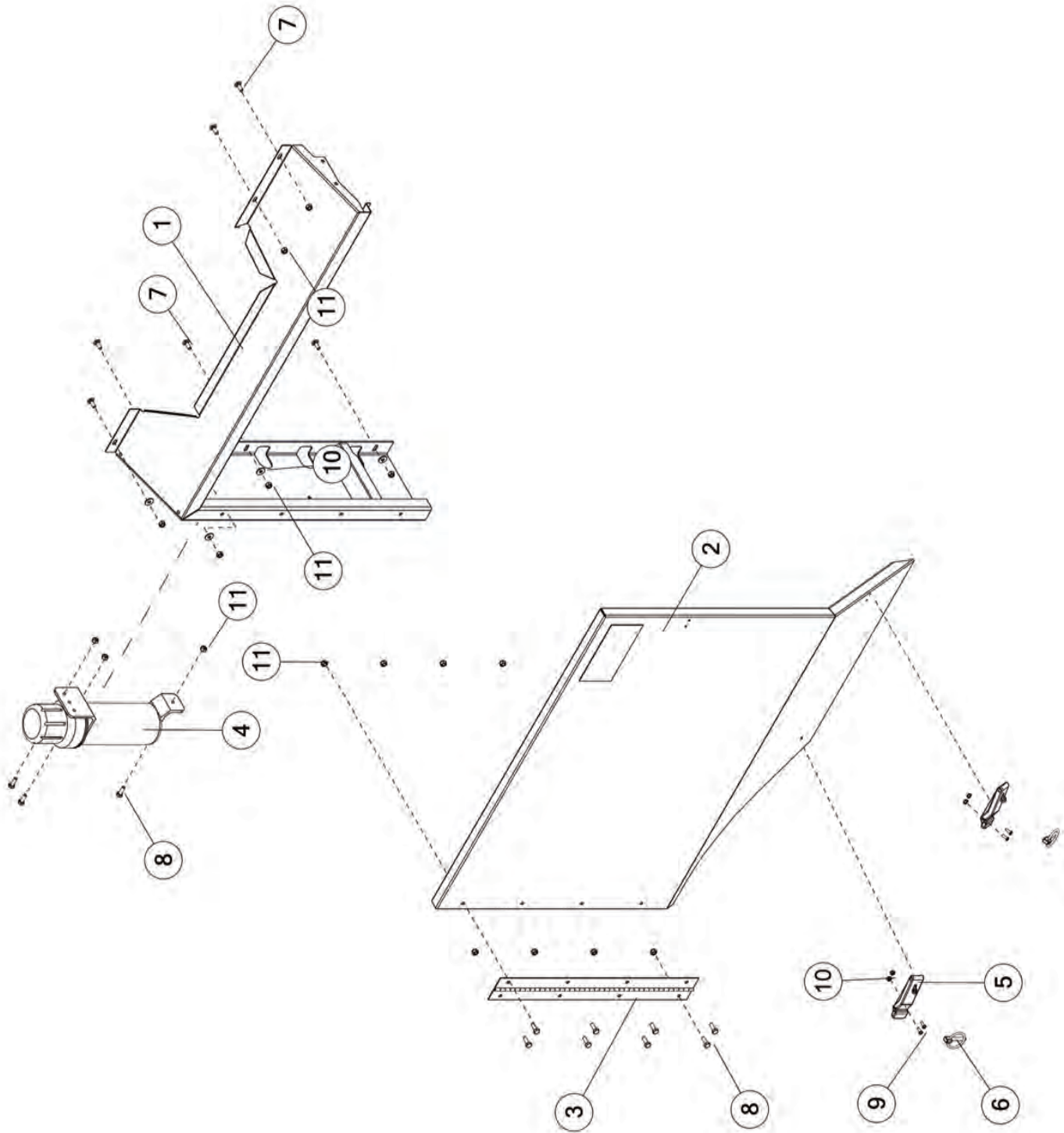


FIGURE 9
SIDE DOOR & COMPONENTS RH

| <u>ITEM</u> | <u>QTY</u> | <u>PART#</u> | <u>DESCRIPTION</u> |
|--------------------|-------------------|---------------------|---------------------------------|
| 1 | 1 | 86556 | LOWER SIDE SHIELD |
| 2 | 1 | 81512 | GEARBOX SIDE SHIELD RH W/DECALS |
| 3 | 1 | 74267 | PIANO HINGE |
| 4 | 1 | S522 | MANUAL HOLDER |
| 5 | 2 | 80180 | DRAW LATCH |
| 6 | 2 | YPLY08011 | LYNCH PIN, 1/4 X 1-9/16 |
| 7 | 6 | YBCR08040 | BOLT CARRIAGE, 1/4 X 3/4 G5 |
| 8 | 11 | YBFB08075 | BOLT FLANGE, 1/4 X 3/4 |
| 9 | 4 | YSPP62006 | SCREW, #8-32 X 5 |
| 10 | 4 | YNNY62005 | NUT HEX, #8-32 G2 |
| 11 | 17 | YNFG08010 | NUT FLANGE, 1/4 |

FIGURE 10 BEATER & COMPONENTS LH

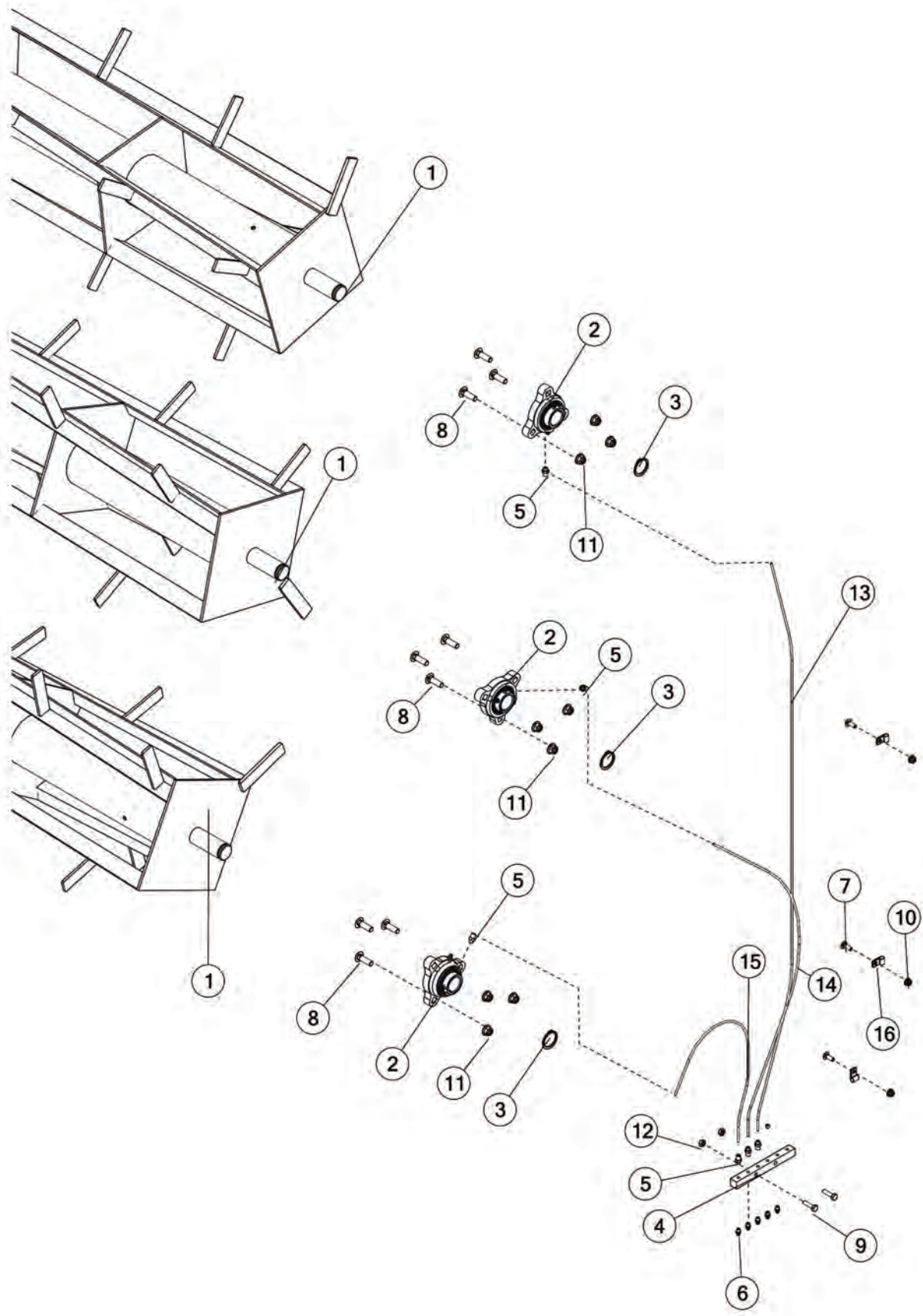


FIGURE 10

BEATER & COMPONENTS LH

| <u>ITEM</u> | <u>QTY</u> | <u>PART#</u> | <u>DESCRIPTION</u> |
|-------------|------------|--------------|-------------------------------|
| 1 | 3 | 76201 | BEATER |
| 2 | 3 | 80662 | BEARING 1-1/4 |
| 3 | 3 | F73 | SNAP RING 1-1/4 |
| 4 | 1 | 72769 | GREASE MANIFOLD |
| 5 | 3 | 54572 | GREASE LINE FITTING, STRAIGHT |
| 6 | 5 | RG51 | ZERK, 90 DEGREE 1/4-28 |
| 7 | 3 | YBCR08040 | BOLT CARR, 1/4 X 3/4 G5 |
| 8 | 9 | YBCR12020 | BOLT CARR, 3/8 X 1-1/4, G5 |
| 9 | 2 | YBHH08010 | BOLT, 1/4-20 X 1 G5 |
| 10 | 3 | YNFG08010 | NUT FLG, 1/4 |
| 11 | 9 | YNFG12006 | NUT FLG, 3/8 |
| 12 | 2 | YNRL08005 | NUT HEX, 1/4 |
| 13 | 1 | 78980 | GREASE LINE |
| 14 | 1 | 78981 | GREASE LINE |
| 15 | 1 | 78982 | GREASE LINE |
| 16 | 3 | 83052 | CUSHION WIRE CLAMP 5/16 |

FIGURE 11
BEATER & COMPONENTS RH

| <u>ITEM</u> | <u>QTY</u> | <u>PART#</u> | <u>DESCRIPTION</u> |
|-------------|------------|--------------|-------------------------------|
| 1 | 3 | 76201 | BEATER |
| 2 | 3 | 80662 | BEARING 1-1/4 |
| 3 | 1 | 72769 | GREASE MANIFOLD |
| 4 | 3 | F73 | SNAP RING 1-1/4 |
| 5 | 3 | YBCR08040 | BOLT CARR, 1/4 X 3/4 G5 |
| 6 | 9 | YBCR12020 | BOLT CARR, 3/8 X 1-1/4 G5 |
| 7 | 2 | YBHH08010 | BOLT, 1/4 X 1 G5 |
| 8 | 4 | YNFG08010 | NUT FLG, 1/4 |
| 9 | 9 | YNFG12006 | NUT FLG, 3/8 |
| 10 | 4 | 83052 | CUSHION WIRE CLAMP 5/16 |
| 11 | 6 | 54572 | GREASE LINE FITTING, STRAIGHT |
| 12 | 4 | RG51 | 90 DEGREE ZERK 1/4-28 |
| 13 | 2 | YNRL08005 | NUT HEX, 1/4 |
| 14 | 1 | 76353 | GREASE LINE |
| 15 | 1 | 78978 | GREASE LINE |
| 16 | 1 | 78979 | GREASE LINE |

FIGURE 12 BEATER CHAINS & SPROCKETS

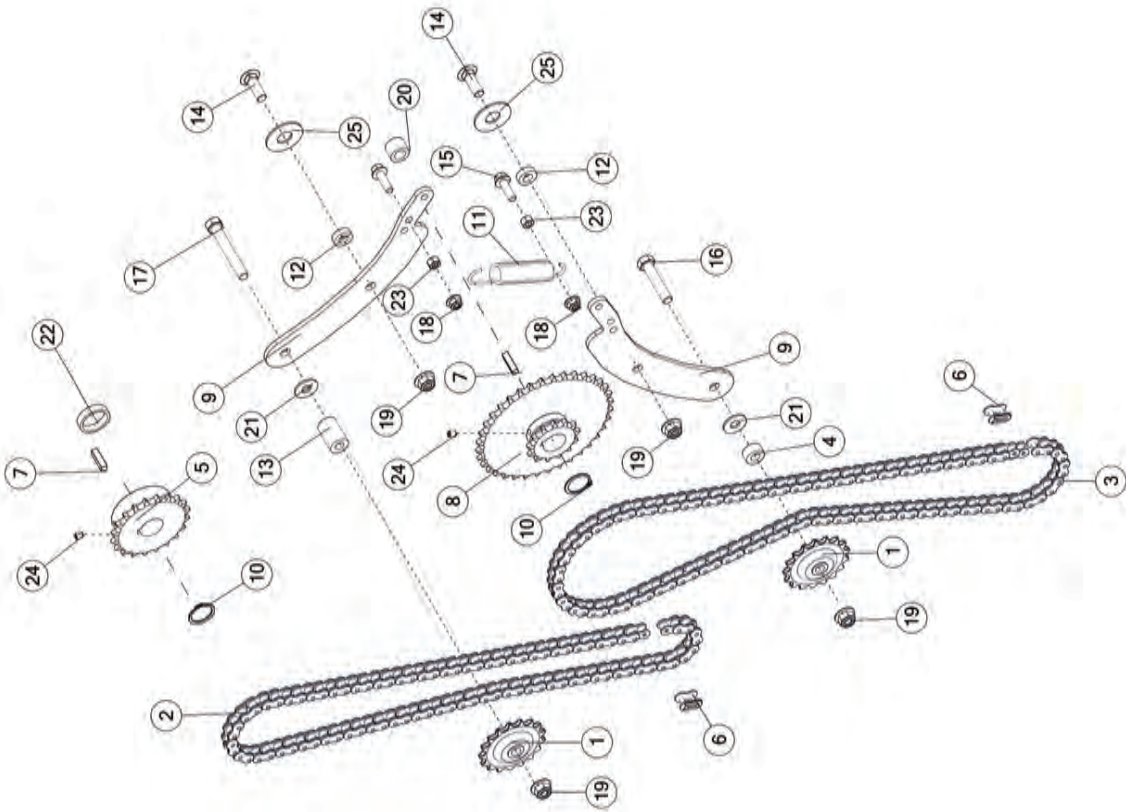
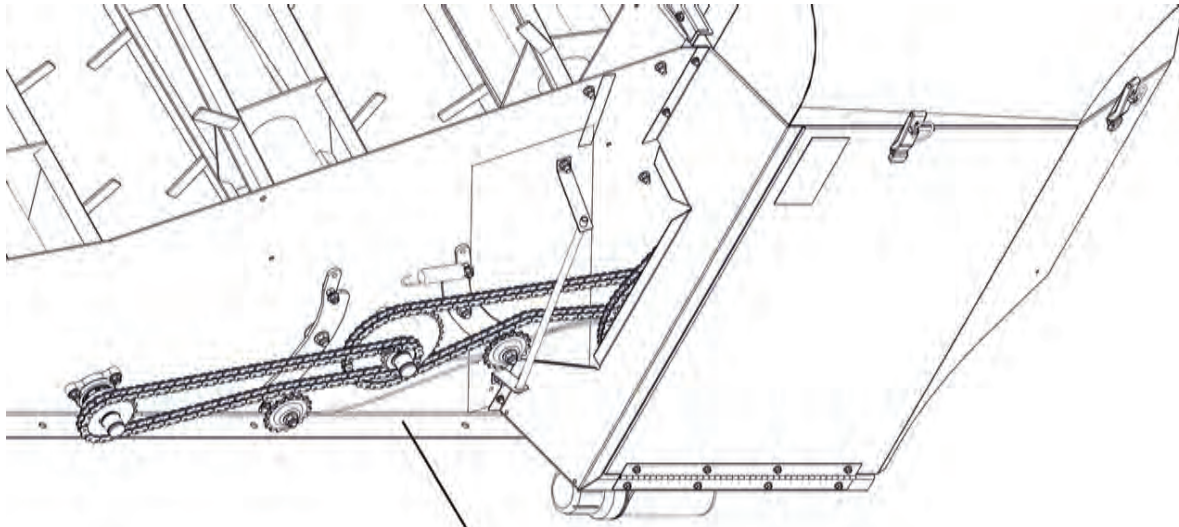


FIGURE 12

BEATER CHAINS & SPROCKETS

| <u>ITEM</u> | <u>QTY</u> | <u>PART#</u> | <u>DESCRIPTION</u> |
|-------------|------------|--------------|---|
| 1 | 2 | K101 | IDLER SPROCKET, 17T |
| 2 | 1 | X58 | ROLLER CHAIN #50 X 89 PITCHES |
| 3 | 1 | 73377 | ROLLER CHAIN #50 X 102 PITCHES |
| 4 | 1 | SD88 | TENSIONER SPACER |
| 5 | 1 | S26 | SPROCKET, 50B20 |
| 6 | 2 | X61 | CONNECTOR LINK #50 |
| 7 | 2 | G23A | SQUARE KEY, 5/16 X 1-1/4 |
| 8 | 1 | 72641 | SPROCKET 36T - 13T |
| 9 | 2 | SD77 | CHAIN TIGHTENER BAR |
| 10 | 2 | F73 | SNAP RING, 1-1/4 |
| 11 | 1 | R27 | SPRING |
| 12 | 2 | SD177 | SHELL SPACER |
| 13 | 1 | SD212 | TENSIONER SPACER |
| 14 | 2 | YBCR16010 | BOLT CARRIAGE, 1/2 X 1-1/2 G5 |
| 15 | 2 | YBFB12125 | BOLT FLANGE, 3/8 X 1-1/4 G5 |
| 16 | 1 | YBHH16080 | BOLT HEX, 1/2 X 2-1/2 G5 |
| 17 | 1 | YBHH16115 | BOLT HEX, 1/2 X 3-1/2 G5 |
| 18 | 2 | YNFG12006 | NUT FLANGE, 3/8 |
| 19 | 4 | YNFG16003 | NUT FLANGE, 1/2 |
| 20 | 1 | 76301 | SPACER |
| 21 | 2 | YWFL16005 | WASHER FLAT, 1/2 |
| 22 | 1 | 80610 | SPACER |
| 23 | 2 | YNHX12005 | NUT, HEX, 3/8-16 |
| 24 | 2 | YSKP10010 | SCREW SET, SOCKET, KNURLED CUP PT, 5/16 X 3/8 |
| 25 | 2 | YWFL24005 | WASHER FLAT, 3/4 |

FIGURE 13 MAIN APRON & CROSS CONVEYOR DRIVE



FIGURE 13

MAIN APRON & CROSS CONVEYOR DRIVE

| <u>ITEM</u> | <u>QTY</u> | <u>PART#</u> | <u>DESCRIPTION</u> |
|-------------|------------|--------------|---|
| 1 | 1 | 72715 | DRIVE SHAFT BRACE |
| 2 | 1 | 72694 | CLUTCH DOG |
| 3 | 1 | S436 | SQUARE KEY, 3/8 X 1-1/2 |
| 4 | 1 | 72703 | DRIVE SPROCKET, FRONT |
| 5 | 1 | 76168 | SPROCKET, 50B72, 1.25 ID |
| 6 | 1 | 73380 | ROLLER CHAIN, #80 X 60 PITCHES |
| 7 | 1 | F157 | CONNECTOR LINK #80 |
| 8 | 1 | 73377 | ROLLER CHAIN, #50 X 102 PITCHES |
| 9 | 1 | X61 | CONNECTOR LINK #50 |
| 10 | 1 | S34 | CAST SPROCKET 12T |
| 11 | 1 | 76302 | CHAIN TIGHTENER |
| 12 | 1 | PB191 | CLUTCH PIN |
| 13 | 1 | 58543 | BRONZE BUSHING 1.75 X 1.5 X 1.125 |
| 14 | 1 | 72652 | BRONZE BUSHING |
| 15 | 1 | 72705 | BRONZE BUSHING, 3 X 3.25 X 0.45 |
| 16 | 1 | S38 | SQUARE KEY, 3/8 X 2-3/8 |
| 17 | 1 | WM121 | SQUARE KEY, 5/16 X 1 |
| 18 | 1 | 73397 | POLY CHAIN TIGHTENER |
| 19 | 1 | YPLY06010 | LYNCH PIN, 3/16 X 1-9/16 |
| 20 | 3 | G89 | STRAIGHT ZERK 1/4-28 X 90 |
| 21 | 5 | YSKP10010 | SCREW SET, SOCKET, KNURLED CUP PT, 5/16 X 3/8 |
| 22 | 2 | YSKP12010 | SCREW SET, SOCKET, KNURLED CUP PT, 3/8 X 1/2 |
| 23 | 1 | 10R32 | SNAP RING, .7 |
| 24 | 3 | F73 | SNAP RING, 1-1/4 |
| 25 | 1 | 72680 | DRIVE SHAFT SHIM |
| 26 | 1 | 72712 | CLUTCH SPROCKET SHIM |
| 27 | 1 | YBCR12010 | BOLT CARRIAGE, 3/8 X 1 G5 |
| 28 | 1 | SD202 | SNAP RING, 3 |
| 29 | 1 | YBCR12105 | BOLT CARRIAGE, 3/8 X 4-1/2 G5 |
| 30 | 1 | YBCR16035 | BOLT CARRIAGE, 1/2 X 2-3/4 G5 |
| 31 | 2 | YNFG12006 | NUT FLANGE, 3/8 |
| 32 | 1 | YNFG16003 | NUT FLANGE, 1/2 |
| 33 | 1 | YNHX12005 | NUT HEX, 3/8 |
| 34 | 1 | 80153 | SPACER, .883 |
| 35 | 1 | 80125 | TIGHTENER PIVOT WASHER |
| 36 | 1 | S327 | SPACER WASHER |
| 37 | 1 | ST11 | WORM GEAR SHAFT SPROCKET |
| 38 | 1 | G118 | WORM GEARBOX |
| 39 | 1 | WM121 | SQUARE KEY, 5/16 X 1 |
| 40 | 1 | 76301 | SPACER |
| 41 | 1 | S26 | SPROCKET, 50B20, 1.253 ID |
| 42 | 1 | S33 | CHAIN TIGHTENER BUSHING |

FIGURE 13 MAIN APRON & CROSS CONVEYOR DRIVE



FIGURE 13
MAIN APRON & CROSS CONVEYOR DRIVE

| <u>ITEM</u> | <u>QTY</u> | <u>PART#</u> | <u>DESCRIPTION</u> |
|-------------|------------|--------------|----------------------------------|
| 43 | 1 | YBCR16037 | BOLT CARRIAGE, 1/2-13 X 3 G5 ZC |
| 44 | 1 | YBHH16065 | BOLT HEX, 1/2-13 X 2 G5 ZC |
| 45 | 1 | JB30 | SPACER, 1/2 |
| 46 | 1 | 80124 | AUGER DRIVE TIGHTENER |
| 47 | 1 | K101 | IDLER SPROCKET, 17 |
| 48 | 2 | YNNY16005 | NUT HEX, NYLON LOCKNUT, 1/2 |
| 49 | 1 | ST36 | TENSION SPRING |
| 50 | 1 | YBTE10040 | BOLT TURNED EYE, 5/16 X 4 |
| 51 | 1 | 80152 | SPRING TENSIONER BRACKET |
| 52 | 1 | YWFL10005 | WASHER, FLAT, 5/16 USS |
| 53 | 1 | YNNY10005 | NUT HEX, 5/16 G2 |
| 54 | 2 | 76248 | SPACER |
| 55 | 1 | 78069 | ROLLER, CHAIN, #50 X 128 PITCHES |
| 56 | 2 | JB7 | 2ND BEATER SPROCKET 30 TOOTH |
| 57 | 1 | K185 | SPROCKET 17T |
| 58 | 1 | 5B10 | WOODRUFF KEY, 1/4 X 1 |

FIGURE 14
CLUTCH COMPONENTS

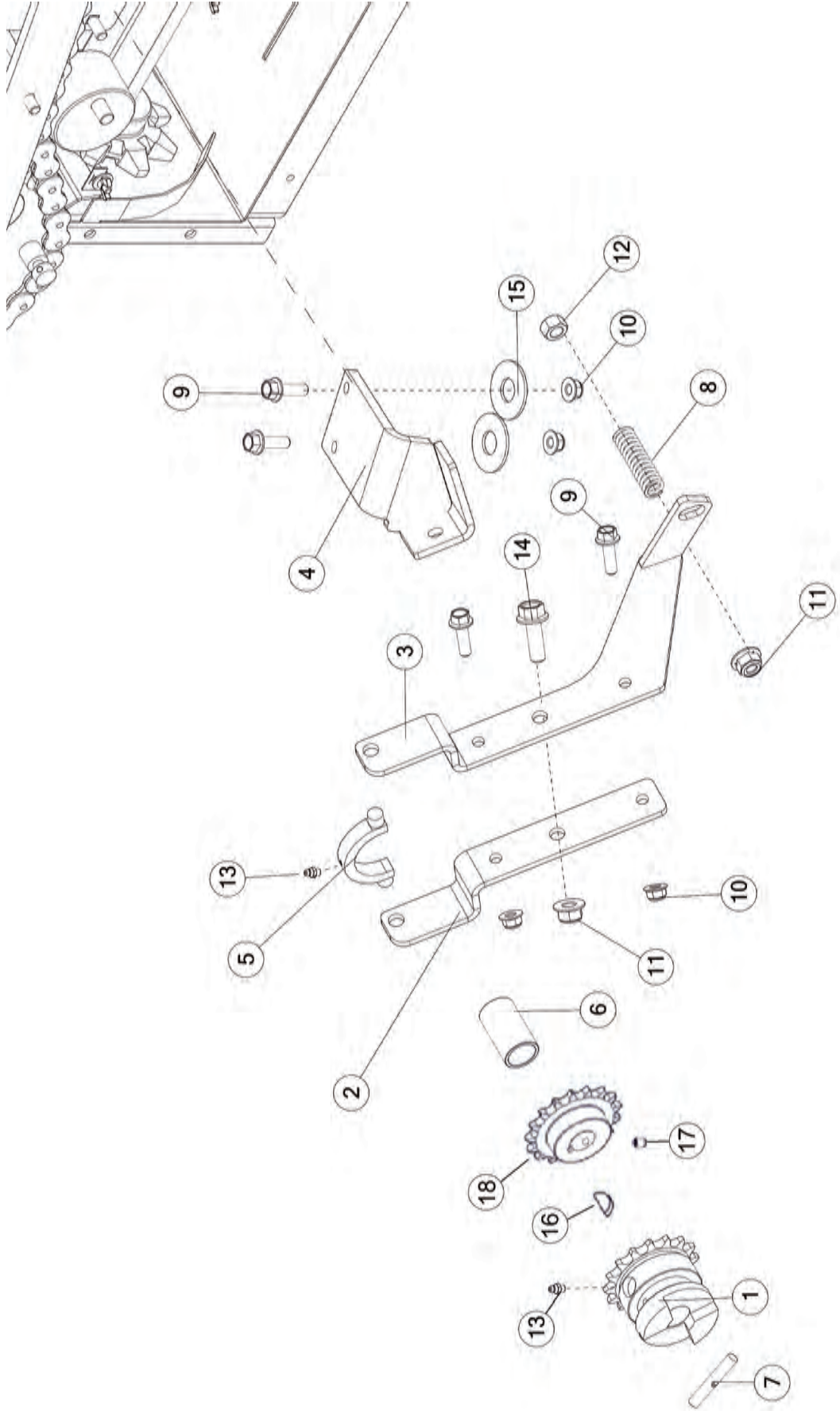


FIGURE 14

CLUTCH COMPONENTS

| <u>ITEM</u> | <u>QTY</u> | <u>PART#</u> | <u>DESCRIPTION</u> |
|-------------|------------|--------------|-------------------------------|
| 1 | 1 | S116 | BEATER CLUTCH |
| 2 | 1 | 76161 | CLUTCH ARM SHORT |
| 3 | 1 | 76159 | CLUTCH ARM LONG |
| 4 | 1 | 78127 | CLUTCH |
| 5 | 1 | 57264 | BRONZE YOKE |
| 6 | 1 | S117 | BRONZE BUSHING |
| 7 | 1 | S115 | BEATER CLUTCH PIN |
| 8 | 1 | S111 | SPRING |
| 9 | 3 | YBFB12125 | BOLT FLANGE, 3/8 X 1-1/4 G5 |
| 10 | 3 | YNFG12006 | NUT FLANGE, 3/8 |
| 11 | 2 | YNFG16003 | NUT FLANGE, 1/2 |
| 12 | 1 | YNHX16005 | NUT HEX, 1/2 |
| 13 | 2 | G89 | STRAIGHT ZERK, 1/4-28 X 90 |
| 14 | 1 | YBFB16150 | BOLT FLANGE, 1/2 X 1-1/2 G5 |
| 15 | 2 | YWFL24005 | WASHER, FLAT, 3/4 |
| 16 | 1 | 5B10 | WOODRUFF KEY, 1/4 X 1 |
| 17 | 1 | YSKP10010 | SCREW SOCKET HEAD, 5/16 X 3/8 |
| 18 | 1 | K185 | SPROCKET 17T |

FIGURE 15 SHEAVES/BELT & COMPONENTS

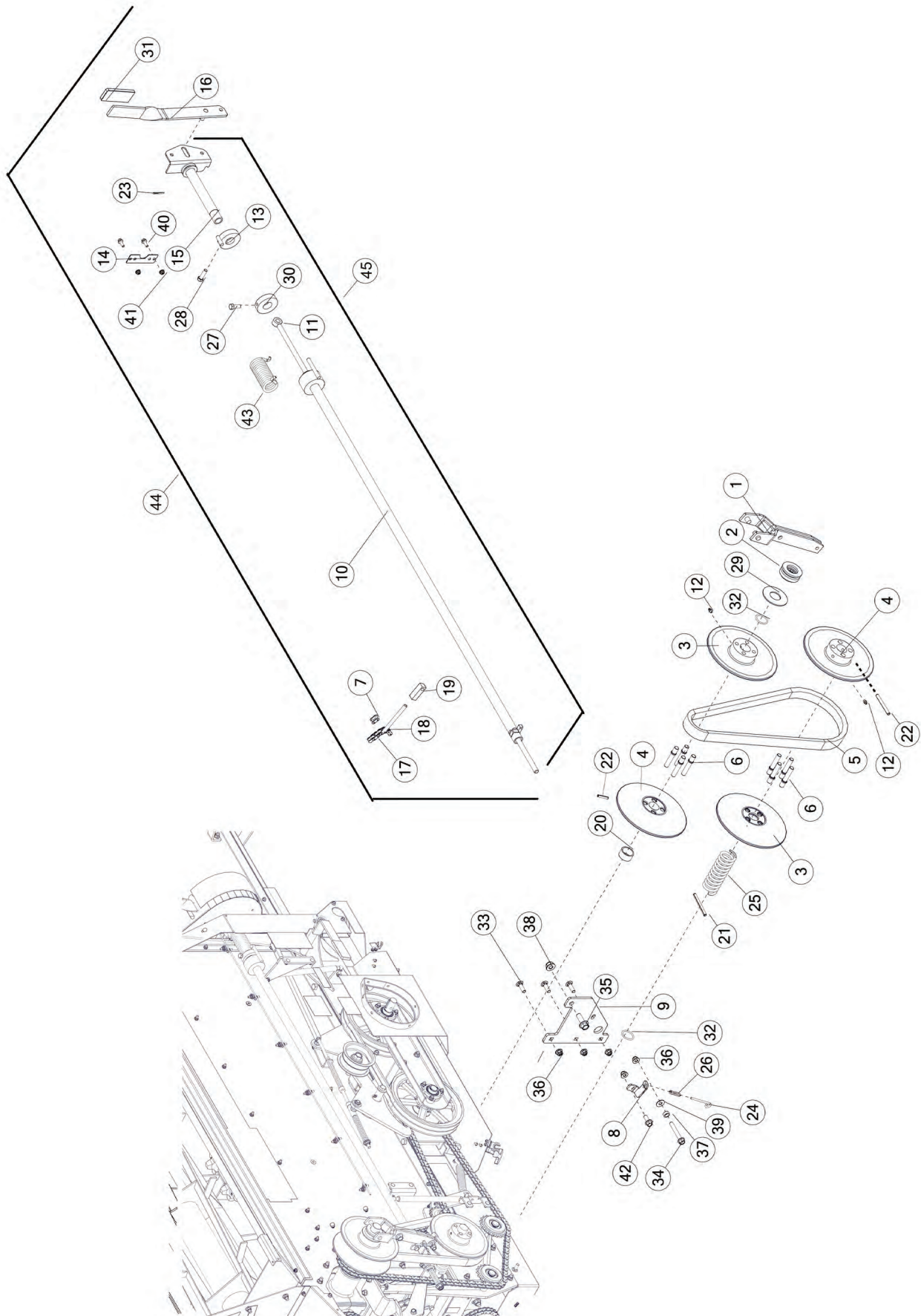


FIGURE 15

SHEAVES/BELT & COMPONENTS

| <u>ITEM</u> | <u>QTY</u> | <u>PART#</u> | <u>DESCRIPTION</u> |
|-------------|------------|--------------|--|
| 1 | 1 | S105 | VARIABLE SPEED SHIFTER |
| 2 | 1 | S100 | THRUST BEARING |
| 3 | 2 | 67806 | SHEAVE, DRIVE |
| 4 | 2 | 67810 | SHEAVE |
| 5 | 1 | S108 | VARIABLE SPEED BELT |
| 6 | 8 | 68031 | ROUND SHAFT |
| 7 | 1 | S102 | CHAIN #40 CONNECTOR LINK |
| 8 | 1 | S221 | SPRING SHIFTING BRACKET |
| 9 | 1 | 72947 | SHIFTING BRACKET |
| 10 | 1 | 73289 | SHIFTER PIPE |
| 11 | 1 | 73291 | SHIFTING ROD (BEATER) |
| 12 | 2 | G89 | STRAIGHT ZERK 1/4-28 X 90 |
| 13 | 1 | S291 | SPRING PIN COLLAR LH |
| 14 | 1 | 72297 | PLATE 3.75x1.25x.0598 SHIFTING PIPE BRACKET THIN |
| 15 | 1 | 76550 | SHIFTER HANDLE PIPE END |
| 16 | 1 | S364 | SHIFTER HANDLE |
| 17 | 1 | S101 | CHAIN |
| * | 1 | S102 | CONNECTOR LINK |
| 18 | 1 | S103 | SHIFTING LINKAGE |
| 19 | 1 | S104 | ADJUSTMENT BLOCK |
| 20 | 1 | 78976 | SPACER, .77 |
| 21 | 2 | YPEX08020 | EXPANSION PIN |
| 22 | 2 | YPEX10030 | EXPANSION PIN, 5/16 X 3 |
| 23 | 1 | YPCT04005 | COTTER PIN, 1/8 X 1 |
| 24 | 1 | S220 | SHIFTING SPRING ROD |
| 25 | 1 | S109 | SPRING |
| 26 | 1 | S222 | SPRING |
| 27 | 1 | YBHH12010 | BOLT HEX, 3/8 X 1 G5 |
| 28 | 1 | YBHH12035 | BOLT HEX, 3/8 X 1-1/4 G5 |
| 29 | 1 | 78974 | SPACER |
| 30 | 1 | S293 | SHIFTER PRELOAD COLLAR |
| 31 | 1 | S403 | HANDLE GRIP |
| 32 | 2 | S99 | O-RING |
| 33 | 3 | YBCR12020 | BOLT CARRIAGE, 3/8 X 1-1/4 G5 |
| 34 | 1 | YBFB12275 | BOLT FLANGE, 3/8 X 2-3/4 G5 |
| 35 | 1 | YBFB16150 | BOLT FLANGE, 1/2 X 1-1/2 G5 |
| 36 | 5 | YNFG12006 | NUT FLANGE, 3/8 |
| 37 | 1 | K94 | SPACER CHAIN TIGHTENER |
| 38 | 1 | YNFG16003 | NUT FLANGE, 1/2 |
| 39 | 1 | YWFL12005 | WASHER FLAT, 3/8 |
| 40 | 2 | YBFB08075 | BOLT FLANGE, 1/4 X 3/4 G5 |
| 41 | 2 | YNFG08010 | NUT FLANGE, 1/4 |
| 42 | 1 | YBFB12003 | BOLT FLANGE, 3/8 X 1 G5 |
| 43 | 1 | S292 | SPRING |
| 44 | 1 | 73208 | SHIFTER PIPE ASSEMBLY |
| 45 | 1 | 73288 | SHIFTER PIPE & COMPONENTS |

* NOT SHOWN

FIGURE 16
FRONT DRIVE CHAIN/SPROCKET & COMPONENTS



FIGURE 16

FRONT DRIVE CHAIN/SPROCKET & COMPONENTS

| <u>ITEM</u> | <u>QTY</u> | <u>PART#</u> | <u>DESCRIPTION</u> |
|-------------|------------|--------------|--|
| 1 | 1 | 78963 | BEVEL GEAR BOX COMPLETE |
| 2 | 1 | K101 | IDLER SPROCKET, 17T |
| 3 | 2 | K89 | IDLER SPROCKET 20T |
| 4 | 1 | S26 | SPROCKET, 50B20, 1.253 ID |
| 5 | 1 | 80111 | ROLLER CHAIN, #50 X 178 |
| 6 | 1 | 78122 | IDLER MOUNT WELDMENT, TWIN AUGER |
| 7 | 1 | 73306 | TIGHTENER PLATE |
| 8 | 1 | 79007 | TITEN SPRING BRACKET |
| 9 | 1 | 73310 | FRONT TIGHTENER BOSS |
| 10 | 1 | ST36 | TENSION SPRING |
| 11 | 1 | 73305 | IDLER SPROCKET SPACER |
| 12 | 1 | 78974 | SPACER |
| 13 | 1 | 78976 | SPACER 0.77 |
| 14 | 1 | 80607 | SPACER |
| 15 | 2 | YBCR12010 | BOLT CARRIAGE, 3/8-16 X 1.00, GR5, ZC |
| 16 | 3 | YBCR12020 | BOLT CARRIAGE, 3/8-16 X 1-1/4, GR5, ZC |
| 17 | 1 | YBCR16035 | BOLT CARRIAGE, 1/2-13 X 2-3/4, GR5, ZC |
| 18 | 4 | YBHH12010 | BOLT HEX, 3/8 X 1 GR 5 |
| 19 | 2 | YBHH12035 | BOLT HEX, 3/8"-16 X 1-1/4 GR. 5 |
| 20 | 1 | YBTE10035 | TURNED EYE BOLT, 5/16-18 X 3 SHANK, FULL THREAD |
| 21 | 1 | YWFL10005 | WASHER, FLAT, 5/16 |
| 22 | 4 | YWFL12005 | WASHER, FLAT, 3/8 |
| 23 | 1 | YWFL16010 | WASHER, FLAT, SAE 1/2 |
| 24 | 1 | YNNY10005 | NUT HEX, 5/16-18, LKNY, G2, ZC |
| 25 | 1 | YNNY16005 | NUT HEX, 1/2-13, LKNY, G2, ZC |
| 26 | 5 | YNRL12005 | NUT HEX, 3/8-16, LKRS, A, ZC |
| 27 | 2 | YNTL12005 | NUT HEX, 3/8-16, LKTL, C, ZC |
| 28 | 2 | 3G21 | SNAP RING, 1 HEAVY DUTY |
| 29 | 1 | G23A | KEY, SQ, 1/4 X 1/4 X 1-1/4 |
| 30 | 1 | YPEX08010 | EXPANSION PIN, 1/4 X 1-1/4 |
| 31 | 1 | YSKP10010 | SET SCREW, SOCKET, KNURLED CUP PT, 5/16 - 18 X 3/8 |

FIGURE 17 FRONT DRIVE/BELTS & COMPONENTS

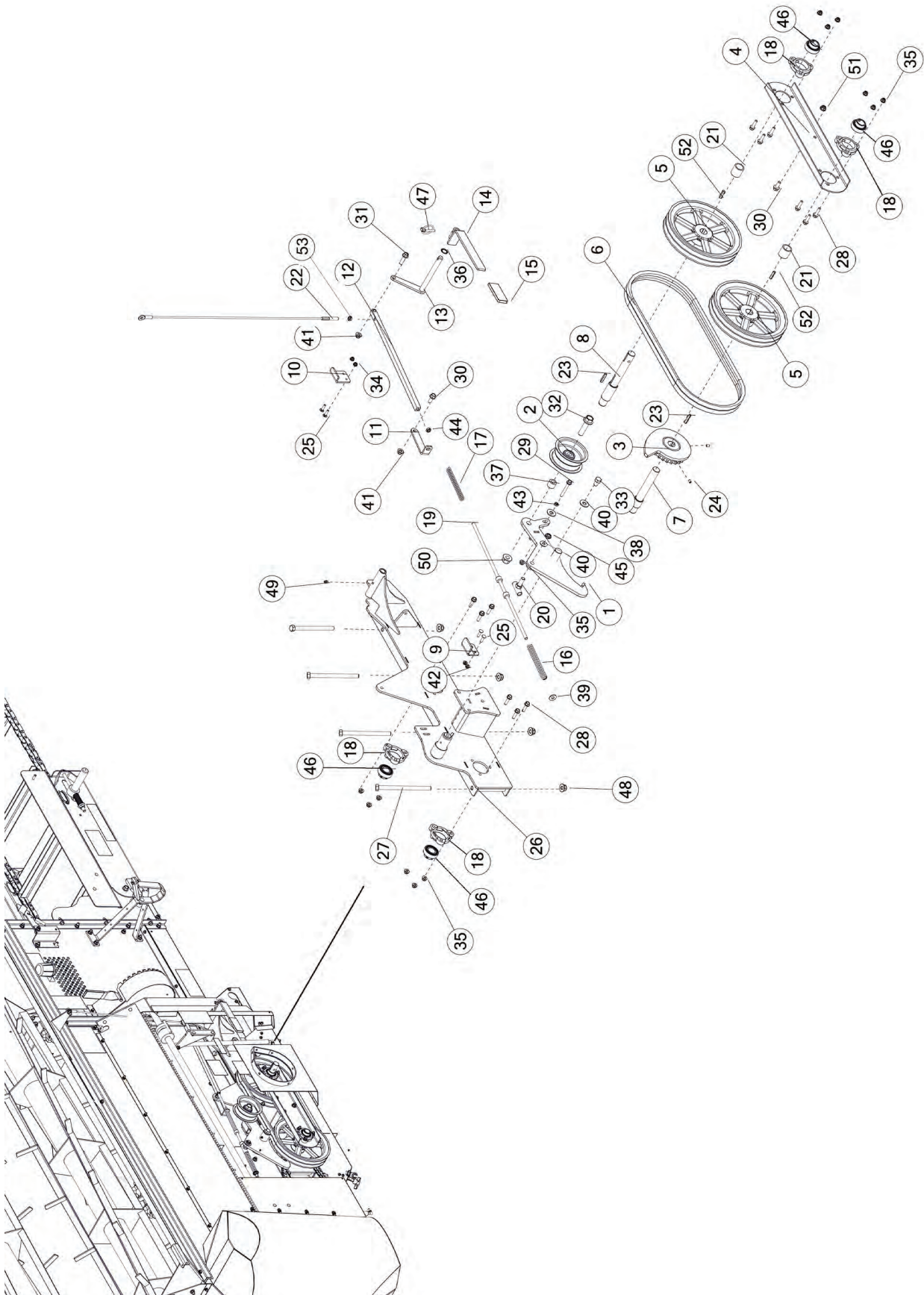


FIGURE 17

FRONT DRIVE/BELTS & COMPONENTS

| <u>ITEM</u> | <u>QTY</u> | <u>PART#</u> | <u>DESCRIPTION</u> |
|-------------|------------|--------------|---|
| 1 | 1 | 80630 | IDLER BRAKE ARM |
| 2 | 1 | GM127 | IDLER PULLEY |
| 3 | 1 | 78898 | SPROCKET, STOP DISK |
| 4 | 1 | 78921 | BEARING BRACKET |
| 5 | 2 | 80531 | PULLEY |
| 6 | 1 | SD1 | DRIVE BELT SET |
| 7 | 1 | 80534 | OUTPUT SHAFT |
| 8 | 1 | 80672 | INPUT SHAFT |
| 9 | 1 | 80700 | BRAKE ARM PIVOT STOP |
| 10 | 1 | 72755 | CLUTCH HANDLE STOP |
| 11 | 1 | 80678 | SPRING BRACKET |
| 12 | 1 | 80685 | SHIFTER ROD END |
| 13 | 1 | 80675 | HANDLE PIVOT |
| 14 | 1 | 76455 | CLUTCH HANDLE |
| 15 | 1 | S362 | HANDLE LEVER GRIP |
| 16 | 1 | 23N211 | SPRING |
| 17 | 1 | S369 | SPRING |
| 18 | 4 | 80530 | PILLOW BLOCK BEARING, 1 |
| 19 | 1 | SD34 | PRIMARY CLUTCH ROD |
| 20 | 1 | S344 | CLUTCH ROD SLIDE |
| 21 | 2 | 80671 | SPACER |
| 22 | 1 | 80576 | EMERGENCY STOP CABLE |
| 23 | 2 | PB218 | SQUARE KEY, 1/4 X 1-1/2 |
| 24 | 2 | YSKP10010 | SCREW SET, SOCKET, KNURLED CUP PT, 5/16 X 3/8 |
| 25 | 4 | YBCR08005 | BOLT CARRIAGE, 1/4 X 1 G5 |
| 26 | 1 | 80733 | CLUTCH FRAME |
| 27 | 4 | YBHH16175 | BOLT HEX, 1/2 X 6-1/2 |
| 28 | 9 | YBFB10125 | BOLT FLANGE, 5/16 X 1-1/4 G5 |
| 29 | 1 | YBFB10250 | BOLT FLANGE, 5/16 X 2-1/2 G5 |
| 30 | 2 | YBFB12003 | BOLT FLANGE, 3/8 X 1 G5 |
| 31 | 1 | YBFB12150 | BOLT FLANGE, 3/8 X 1-1/2 G5 |
| 32 | 1 | YBFB20300 | BOLT FLANGE, 5/8 X 3 G5 |
| 33 | 1 | YBHH16110 | BOLT HEX, 1/2 X 3/4 G5 |
| 34 | 2 | YNFG08010 | NUT FLANGE, 1/4 |
| 35 | 13 | YNFG10005 | NUT FLANGE, 5/16 |
| 36 | 1 | S352 | RETAINING RING, SELF-LOCKING, 5/8 |
| 37 | 1 | SD211 | PULLEY IDLER SPACER |
| 38 | 2 | YWFL10005 | WASHER FLAT, 5/16 |
| 39 | 1 | YWFL12005 | WASHER FLAT, 3/8 |

FIGURE 17 FRONT DRIVE/BELTS & COMPONENTS

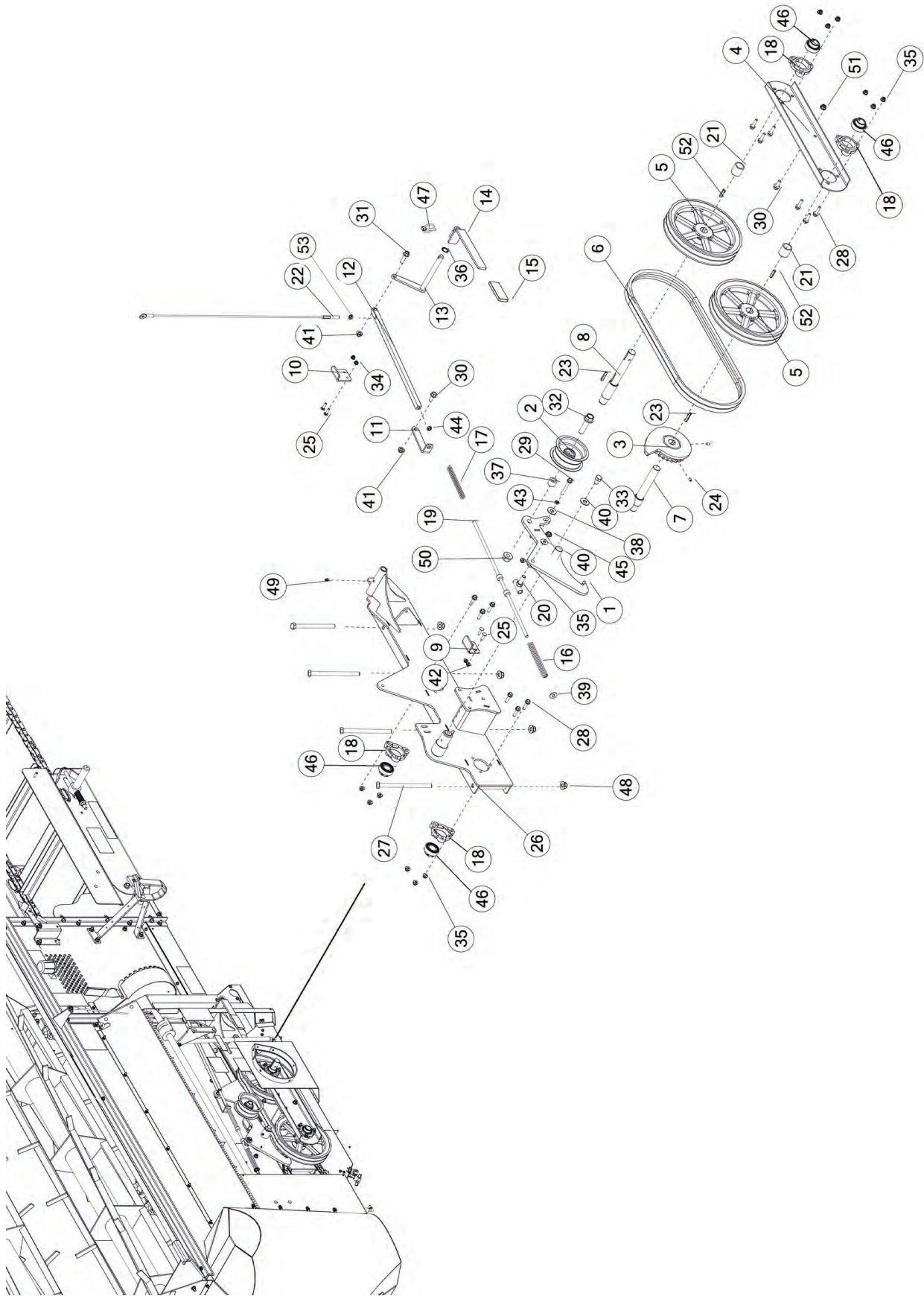


FIGURE 17
FRONT DRIVE/BELTS & COMPONENTS

| <u>ITEM</u> | <u>QTY</u> | <u>PART#</u> | <u>DESCRIPTION</u> |
|-------------|------------|--------------|---------------------------|
| 40 | 2 | YWFL16005 | WASHER FLAT, 1/2 |
| 41 | 3 | YNFG12006 | NUT FLANGE, 3/8 |
| 42 | 2 | YNFG08010 | NUT FLANGE, 1/4 |
| 43 | 1 | YNJM10005 | NUT JAM, 5/16 A |
| 44 | 1 | YNJM12005 | NUT JAM, 3/8 A |
| 45 | 1 | YNNJ16005 | NUT JAM, 1/2 G2 |
| 46 | 2 | 23N221 | BEARING |
| 47 | 1 | YPLY08011 | LYNCH PIN, 1/4 X 1-9/16 |
| 48 | 4 | YNFG16003 | NUT FLANGE, 1/2 |
| 49 | 1 | G89 | STRAIGHT ZERK 1/4-28 X 90 |
| 50 | 1 | YNFG20005 | NUT FLANGE, 5/8 |
| 51 | 1 | YNFG12006 | NUT FLANGE, 3/8 |
| 52 | 2 | S135 | SQUARE KEY, 1/4 X 1-1/4 |
| 53 | 1 | YNJM12005 | NUT JAM, 3/8 |

FIGURE 18 BEATER GEARBOX

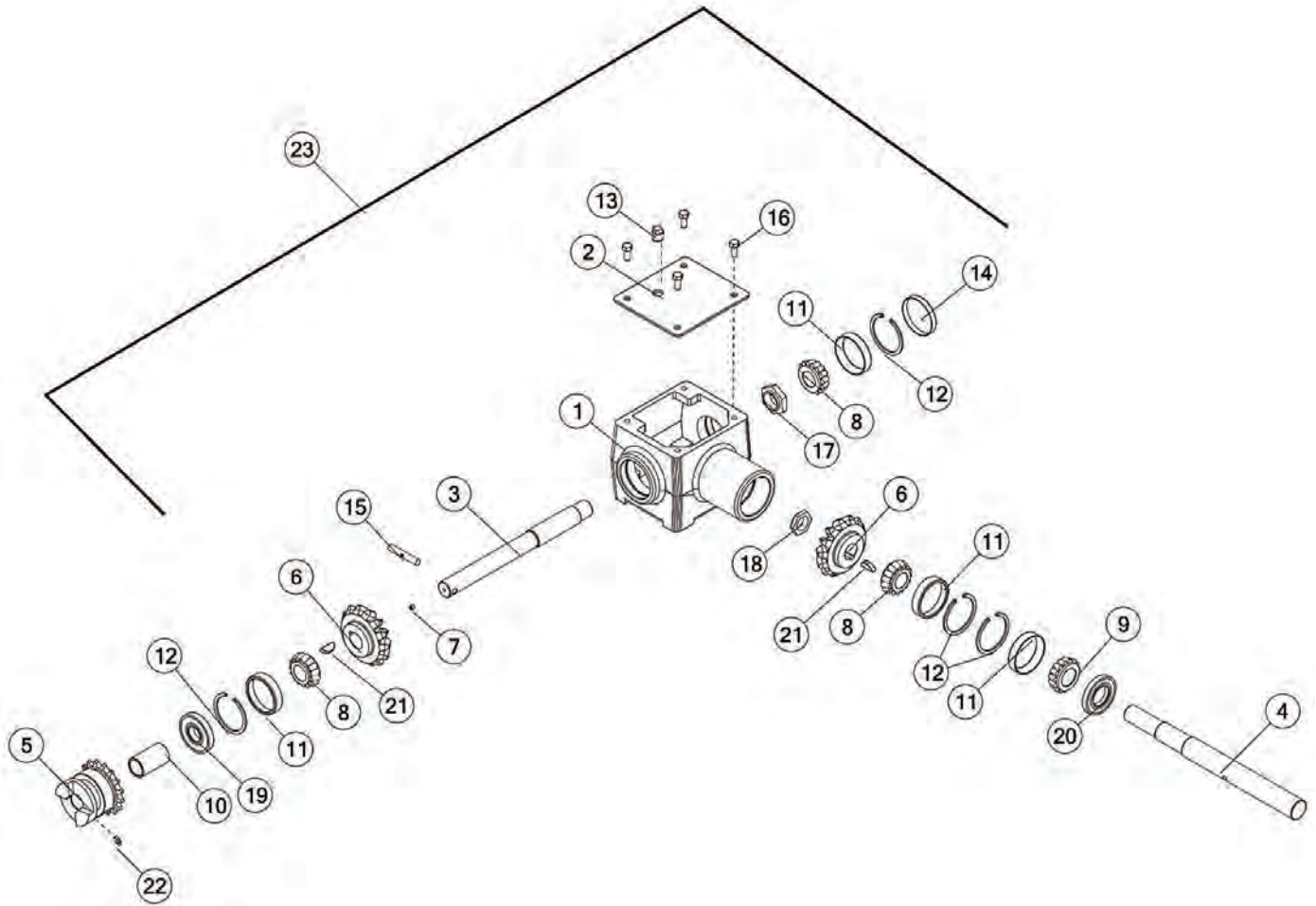


FIGURE 18

BEATER GEARBOX

| <u>ITEM</u> | <u>QTY</u> | <u>PART#</u> | <u>DESCRIPTION</u> |
|-------------|------------|--------------|-----------------------------|
| 1 | 1 | 3G1 | HOUSING |
| 2 | 1 | 3G3 | COVER |
| 3 | 1 | 76115 | SIDE SHAFT |
| 4 | 1 | 76354 | FRONT SHAFT |
| 5 | 1 | S116 | BEATER CLUTCH |
| 6 | 2 | 3G5 | BEVEL GEAR |
| 7 | 1 | YSKP08020 | SOCKET SET SCREW, 1/4 X 1/4 |
| 8 | 3 | 3G7 | TAPER BEARING |
| 9 | 1 | L3G24 | TAPER BEARING |
| 10 | 1 | S117 | BRONZE BUSHING |
| 11 | 4 | 12N19 | INNER RACE |
| 12 | 4 | 3G19 | SNAP RING, INTERNAL |
| 13 | 1 | 3G20 | PIPE PLUG |
| 14 | 1 | G90 | CAP |
| 15 | 1 | S115 | PIN |
| 16 | 4 | YBHH10105 | BOLT HEX, 5/16 X 3/4 G5 |
| 17 | 4 | 3G11 | GEAR BOX NUT |
| 18 | 1 | 3G4 | GEAR BOX NUT |
| 19 | 1 | 3G9 | SEAL |
| 20 | 1 | S136 | OIL SEAL |
| 21 | 3 | 5B10 | WOODRUFF KEY, 1/4 X 1 |
| 22 | 1 | G89 | STRAIGHT ZERK, 1/4 X 90 |
| 23 | 1 | 78963 | COMPLETE GEARBOX |
| 24 | 1 | YSKP10010 | SET SCREW |
| 25 | 1 | K185 | SPROCKET |

FIGURE 19 WORM GEARBOX

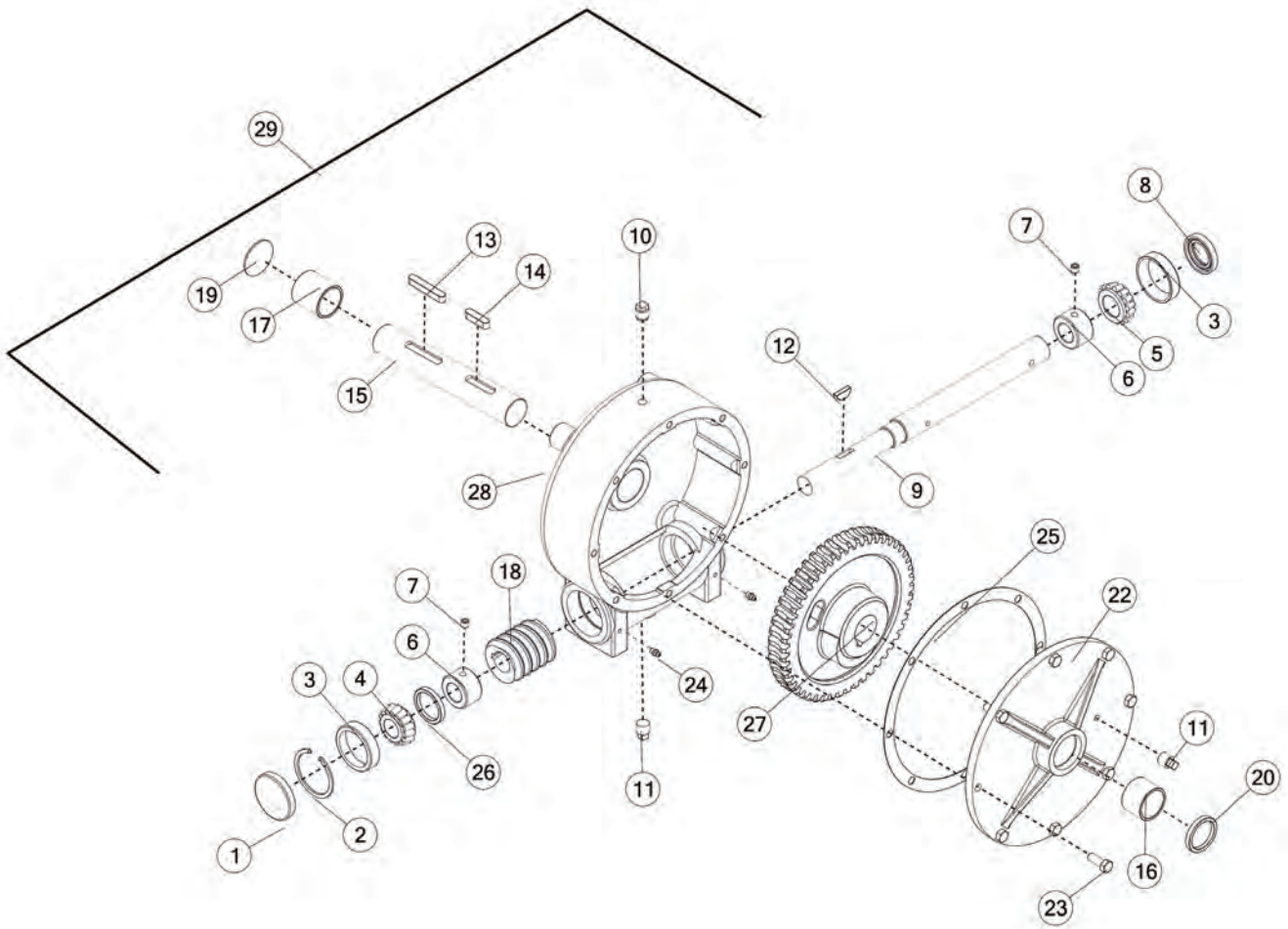


FIGURE 19

WORM GEARBOX

| <u>ITEM</u> | <u>QTY</u> | <u>PART#</u> | <u>DESCRIPTION</u> |
|-------------|------------|--------------|------------------------------|
| 1 | 1 | G90 | CAP |
| 2 | 1 | 3G19 | SNAP RING |
| 3 | 2 | 3G18 | ROLLER BEARING |
| 4 | 1 | 3G7 | TAPER BEARING |
| 5 | 1 | L3G24 | TAPER BEARING |
| 6 | 2 | X9 | SPACER |
| 7 | 2 | YSKP12025 | SCREW SET, SOCKET, 3/8 X 3/8 |
| 8 | 1 | G115 | OIL SEAL |
| 9 | 1 | S140 | WORM GEAR SHAFT, FRONT |
| 10 | 1 | 59184 | PIPE PLUG, PLASTIC, 3/8 |
| 11 | 1 | 23N149 | PLUG |
| 12 | 1 | 5B10 | WOODRUFF KEY, 1/4 X 1 |
| 13 | 1 | S138 | ROUND KEY, 3/8 X 2-3/8 |
| 14 | 1 | S437 | SQUARE KEY, 3/8 X 1-3/8 |
| 15 | 1 | S139 | WORM GEAR SHAFT, SIDE |
| 16 | 1 | X75 | BUSHING |
| 17 | 1 | X8 | BUSHING |
| 18 | 1 | G76 | WORM GEAR |
| 19 | 1 | G117 | CAP |
| 20 | 1 | G120 | OIL SEAL |
| 21 | 1 | X77 | BRONZE WORM GEAR |
| 22 | 1 | G116 | WORM GEAR BOX COVER |
| 23 | 8 | YBHH12010 | BOLT HEX, 3/8 X 1 G5 |
| 24 | 1 | G89 | STRAIGHT ZERK 1/4-28 X 90 |
| 25 | 1 | G88 | GASKET |
| 26 | 1 | 59249 | SHIM, .005 |
| * | 1 | 58748 | SHIM, .007 |
| * | 1 | G92 | SHIM, STAINLESS .01 |
| * | 1 | 59250 | SHIM, .02 |
| 27 | 1 | G77 | GEAR |
| 28 | 1 | G114 | HOUSING |
| 29 | 1 | G118 | WORM GEARBOX |

* NOT SHOWN

FIGURE 20
PTO 540 RPM LONG




FIGURE 20
PTO 540 RPM LONG

| <u>ITEM</u> | <u>QTY</u> | <u>PART#</u> | <u>DESCRIPTION</u> |
|--------------------|-------------------|---------------------|---------------------------|
| 1 | 1 | S457 | COMPLETE PTO |
| 2 | 2 | 16SV181 | GUARD REPAIR KIT |
| 3 | 1 | 8224 | OUTER GUARD |
| 4 | 1 | 8225 | INNER GUARD |
| 5 | 1 | 8220 | YOKE AND SHAFT |
| 6 | 1 | 8227 | YOKE TUBE AND SLIP SLEEVE |
| 7 | 1 | S225 | SPRING-LOK REPAIR KIT |
| 8 | 1 | 23N162 | SPRING LOCK YOKE |
| 9 | 1 | 8228 | YOKE, 14 |
| 10 | 2 | 14NW KIT | CROSS KIT, 14 |

FIGURE 21
PTO 540 RPM STANDARD




FIGURE 21
PTO 540 RPM STANDARD

| <u>ITEM</u> | <u>QTY</u> | <u>PART#</u> | <u>DESCRIPTION</u> |
|--------------------|-------------------|---------------------|---------------------------|
| 1 | 1 | S372 | HD NEEDLE BEARING PTO |
| 2 | 1 | 78807 | GUARD REPAIR KIT |
| 3 | 1 | S398 | OUTER GUARD |
| 4 | 1 | S397 | INNER GUARD |
| 5 | 1 | S378 | YOKE AND SHAFT |
| 6 | 1 | S376 | YOKE AND TUBE |
| 7 | 1 | S225 | SPRING LOCK REPAIR KIT |
| 8 | 1 | S379 | SPRING LOCK YOKE, 12 |
| 9 | 1 | S374 | YOKE, 12 |
| 10 | 1 | S375 | CROSS KIT, 12R |

FIGURE 22
OPTIONAL TOP BEATER

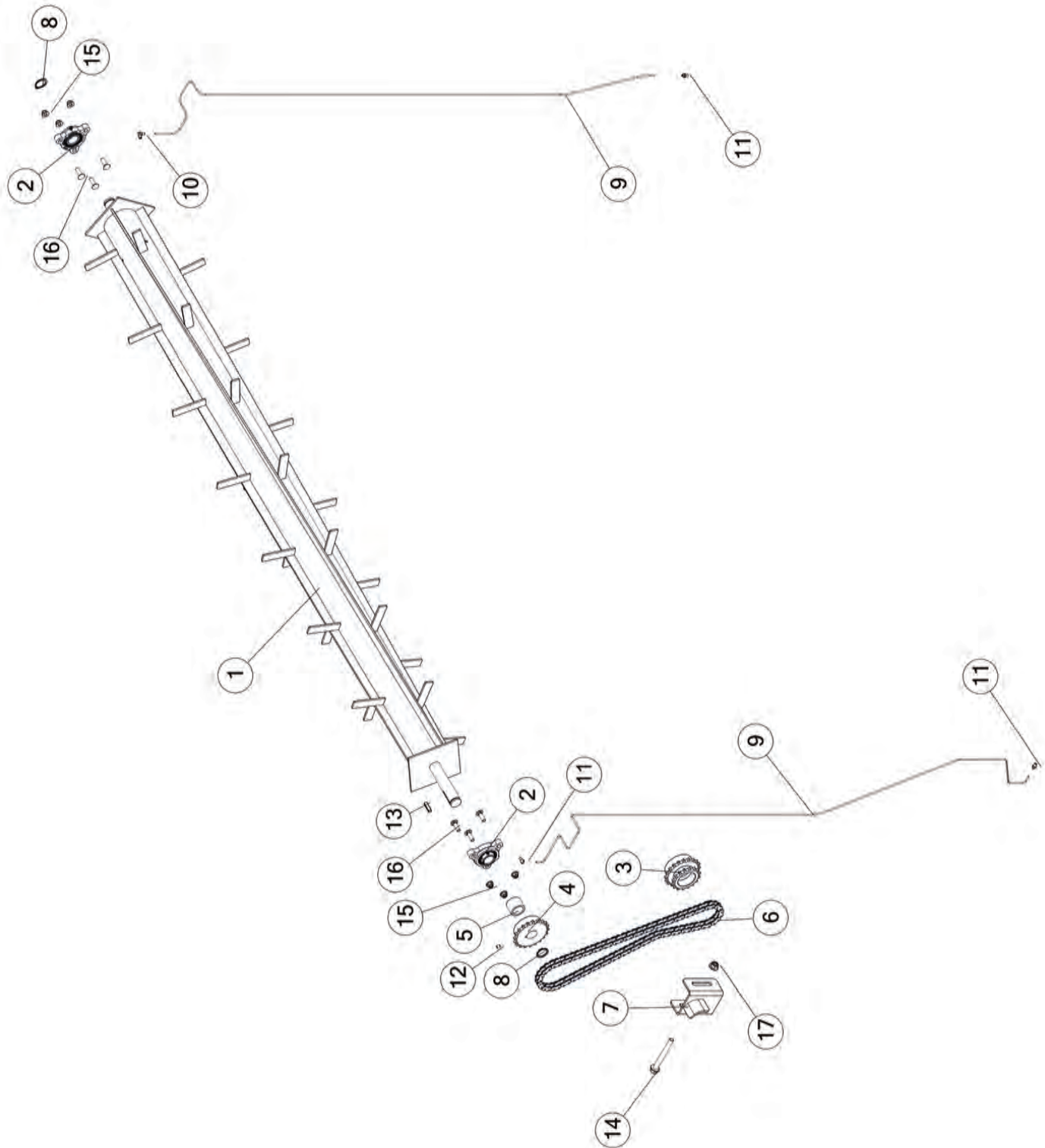


FIGURE 22

OPTIONAL TOP BEATER

| <u>ITEM</u> | <u>QTY</u> | <u>PART#</u> | <u>DESCRIPTION</u> |
|-------------|------------|--------------|--|
| 1 | 1 | S263 | BEATER |
| 2 | 2 | 80662 | BEARING 1-1/4 |
| 3 | 1 | S266 | SPROCKET, 50B16, 50B20 |
| 4 | 1 | S26 | SPROCKET, 50B20, 1.253 ID |
| 5 | 1 | S262 | SPACER |
| 6 | 1 | 87249 | ROLLER CHAIN, 50 X 78 PITCHES |
| * | 1 | X61 | CONNECTING LINK |
| 7 | 1 | 87254 | CHAIN TIGHTNER |
| 8 | 2 | F73 | SNAP RING, 1-1/4 |
| 9 | 2 | 79314 | GREASE LINE |
| 10 | 1 | 8257 | GREASE LINE FITTING, 90 DEGREE ELBOW 5/32 x 1/4 |
| 11 | 3 | 54572 | GREASE LINE FITTING, STRAIGHT |
| 12 | 1 | YSKP10010 | SET SCREW, SOCKET, KNURLED CUP PT, 5/16 - 18 X 3/8 |
| 13 | 1 | G23A | SQUARE KEY, 5/16 X 1-1/4 |
| 14 | 1 | YBFB16450 | BOLT FLANGE, 1/2 X 4-1/2 G5 |
| 15 | 6 | YNFG12006 | NUT FLANGE, 3/8 GF |
| 16 | 6 | YBCR12020 | BOLT CARRIAGE, 3/8 X 1-1/4 G5 |
| 17 | 1 | YNFG16003 | NUT FLANGE, 1/2 |

* NOT SHOWN

FIGURE 23 ELECTRIC CAB CONTROL KIT

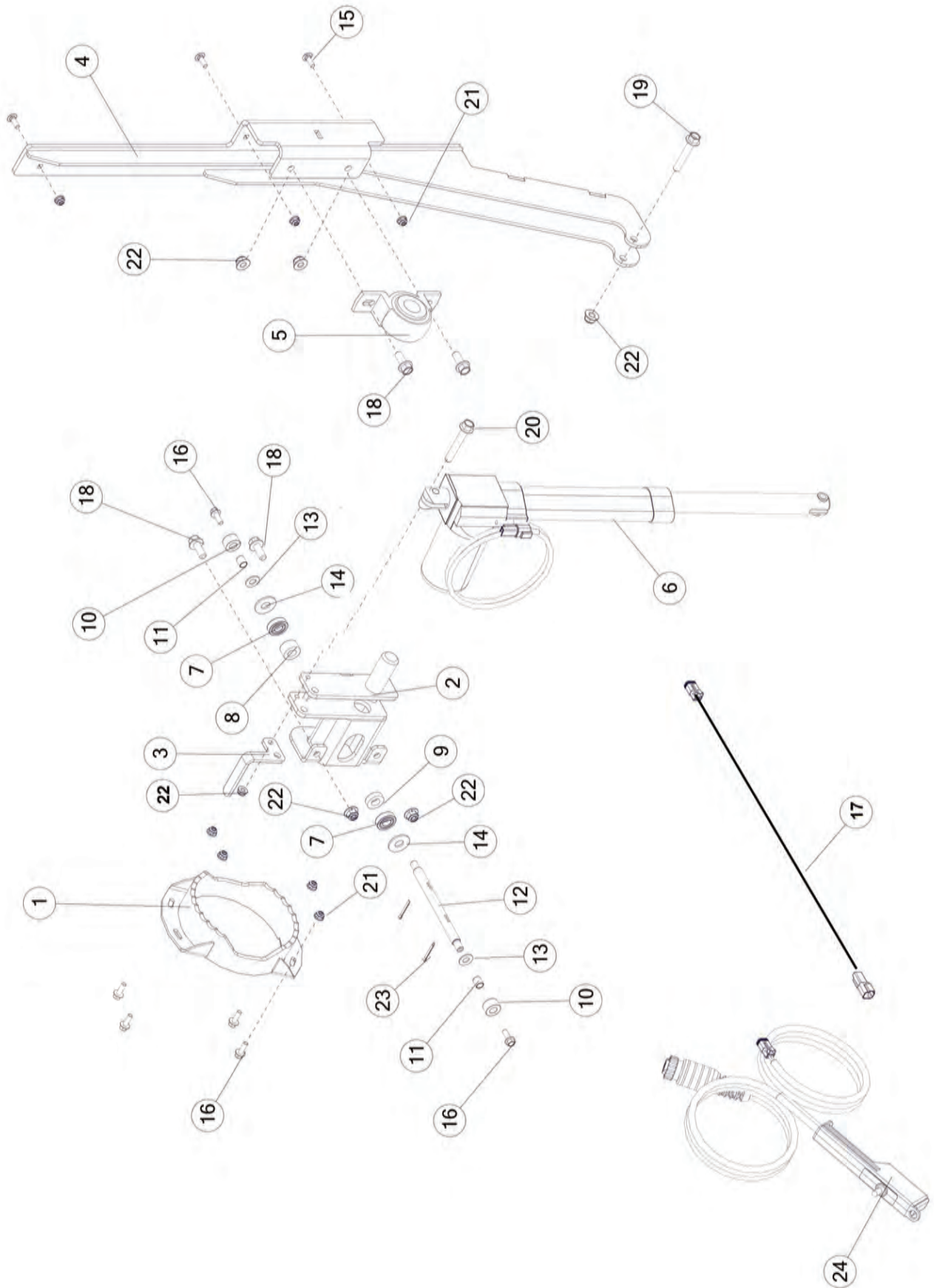


FIGURE 23

ELECTRIC CAB CONTROL KIT

| <u>ITEM</u> | <u>QTY</u> | <u>PART#</u> | <u>DESCRIPTION</u> |
|-------------|------------|--------------|--|
| 1 | 1 | 76734 | CAB CONTROL SPOOL |
| 2 | 1 | 89113 | CAB CONTROL PIVOT |
| 3 | 1 | 83019 | INDICATOR BRACKET |
| 4 | 1 | 89119 | ACTUATOR BRACKET |
| 5 | 1 | 80N22 | BEARING, |
| 6 | 1 | 89130 | LINEAR ACTUATOR |
| 7 | 2 | 72910 | BALL, BEARING |
| 8 | 1 | 76540 | STEEL BUSHING |
| 9 | 1 | 76541 | STEEL BUSHING |
| 10 | 1 | 78024 | ROUND TUBE |
| 11 | 2 | 78028 | BRONZE BUSHING |
| 12 | 1 | 78041 | ROUND SHAFT |
| 13 | 2 | YWFL12010 | WASHER FLAT, 3/8 |
| 14 | 2 | YWFL16005 | WASHER FLAT, 1/2 |
| 15 | 3 | YBCR08040 | BOLT CARRIAGE, 1/4 X 3/4 G5 |
| 16 | 4 | YBFB08075 | BOLT FLANGE, 1/4 X 3/4 G5 |
| 17 | 1 | 85050 | CAB CONTROL WIRE HARNESS |
| 18 | 1 | YBFB12003 | BOLT FLANGE, 3/8 X 1 G5 |
| 19 | 1 | YBFB12225 | BOLT FLANGE, 3/8 X 2-1/4 G5 |
| 20 | 1 | YBFB12500 | BOLT FLANGE, 3/8 X 5 G5 |
| 21 | 7 | YNFG08010 | NUT FLANGE, 1/4 |
| 22 | 6 | YNFG12006 | NUT FLANGE, 3/8 |
| 23 | 2 | YPCT04005 | COTTER PIN, 1/8 X 1 |
| 24 | 1 | 85332 | HAND CONTROLLER, (ON)-OFF-(ON) REVERSING |
| * | 1 | 16SV235 | SWITCH BOOTS |
| * | 1 | 61564 | CAP |
| * | 1 | 58790 | DEUTSCH 2 PIN PLUG HOUSING |
| * | 2 | 56760 | DEUTSCH SOCKET, SOLID, 14-16 GA. |
| * | 1 | 58793 | WEDGELOCK FOR DT06-2S CONNECTOR |
| * | 1 | EFAT015 | ELEC, FUSE, ATO, 15 AMP |

* NOT SHOWN

FIGURE 24 **HYRDAULIC DRIVE KIT**

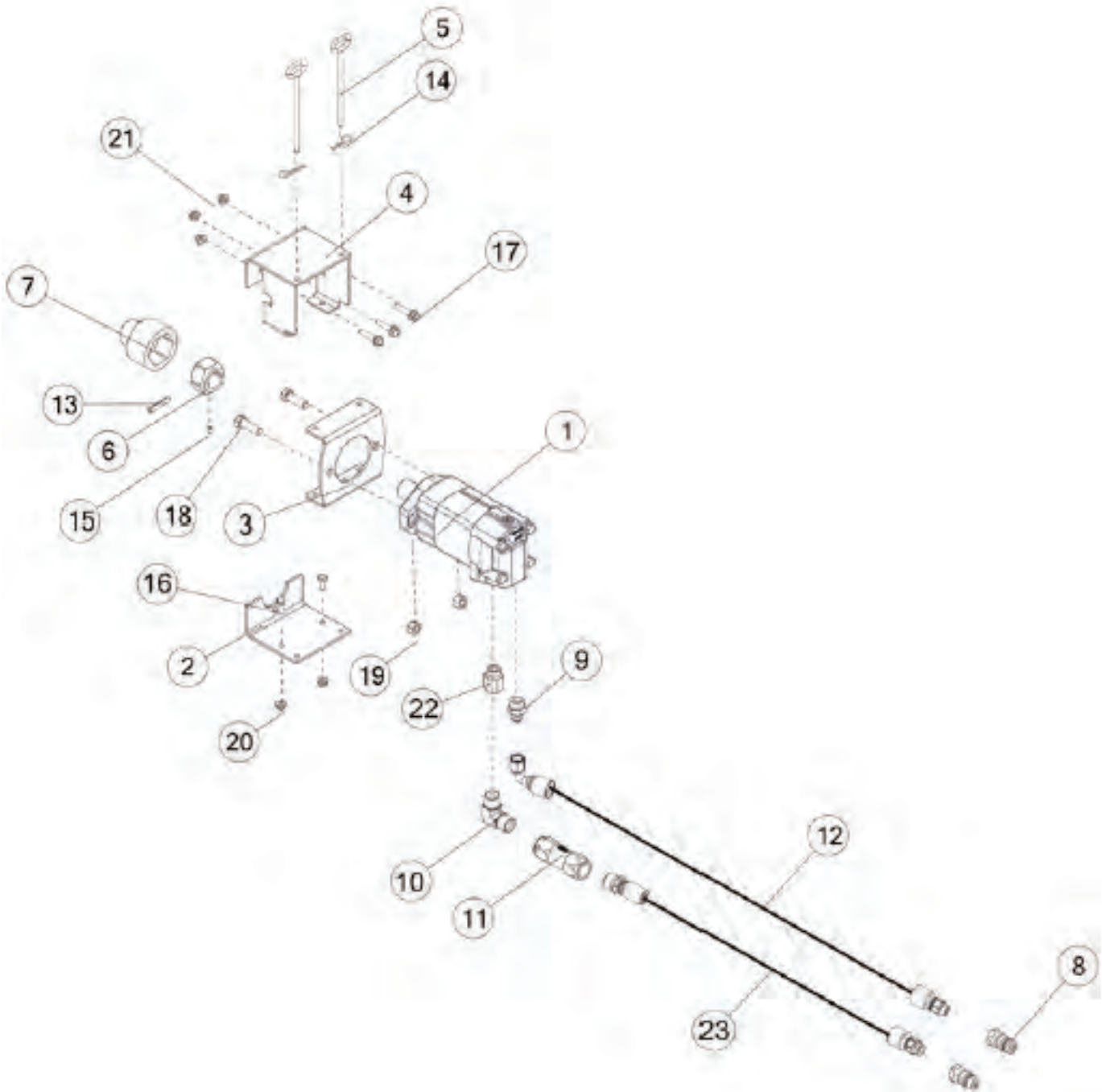


FIGURE 24

HYDRAULIC DRIVE KIT

| <u>ITEM</u> | <u>QTY</u> | <u>PART#</u> | <u>DESCRIPTION</u> |
|-------------|------------|--------------|--|
| 1 | 1 | 16SV150 | HYDRAULIC MOTOR |
| 2 | 1 | S383 | BOTTOM MOTOR HANGER, 6-1/2 X 5 X 3/16 |
| 3 | 1 | S464 | MOTOR MOUNT 2000 SERIES |
| 4 | 1 | S382 | TOP MOTOR HANGER |
| 5 | 2 | S386 | PIN, MOTOR UNIT MOUNT |
| 6 | 1 | S463 | PRIMARY HEX DRIVE 2000 SERIES |
| 7 | 1 | S411 | SECONDARY HEX DRIVE |
| 8 | 2 | 67148 | QUICK COUPLER |
| 9 | 2 | GM27 | FITTING STRAIGHT, 8JIC X 10ORB |
| 10 | 1 | 91129 | FITTING CR, 3/4 X 1/2 |
| 11 | 2 | PB185 | CHECK VALVE, 3/4 |
| 12 | 2 | 85248 | HYDRAULIC HOSE 1/2 X 132 |
| 13 | 1 | YPEX10015 | EXPANSION PIN, 5/16 X 1-3/4 |
| 14 | 2 | YPHR02005 | HAIR PIN |
| 15 | 1 | YSKP10010 | SCREW SET, SOCKET, KNURLED CUP PT, 5/16 - 18 X 3/8 |
| 16 | 2 | YBHH10105 | BOLT HEX, 5/16 X 3/4 G5 |
| 17 | 3 | YBFB101500 | BOLT FLANGE, 5/16 X 1-1/2 |
| 18 | 2 | YBHH16030 | BOLT HEX, 1/2 X 1-1/2 G5 |
| 19 | 2 | YNRL16005 | NUT HEX, 1/2 |
| 20 | 2 | YNHX10005 | NUT HEX, 5/16 |
| 21 | 3 | YNFG10005 | NUT FLANGE, 5/16 |
| 22 | 1 | WM289 | FITTING STRAIGHT, 10ORB, 1/2NPT, STL |
| 23 | 1 | 80669 | HYDRAULIC HOSE, 1/2 X 132 |

17/19/21
5200 SERIES
FORAGE BOX

CONTENTS

| | |
|---|---------|
| Figure 1 - Front Drive Shaft Panel. | 118-119 |
| Figure 2 - Side Stakes. | 120-121 |
| Figure 3 - 17 FT Side Metal & Top Filler Panels RH. | 122-123 |
| Figure 3 - 19 & 21 FT Side Metal & Top Filler Panels RH. | 124-125 |
| Figure 4 - 17 FT Side Metal & Top Filler Panels LH. | 126-127 |
| Figure 4 - 19 & 21 FT Side Metal & Top Filler Panels LH. | 128-129 |
| Figure 5 - 17 FT Floor & Components. | 130-131 |
| Figure 5 - 19 FT Floor & Components. | 132-133 |
| Figure 5 - 21 FT Floor & Components. | 134-135 |
| Figure 6 - 17 FT Apron Chain & Components. | 136-137 |
| Figure 6 - 19 & 21 FT Apron Chain & Components. | 138-139 |
| Figure 7 - Idler Shaft & Components. | 140-141 |
| Figure 8 - Back Insert & Components. | 142-143 |
| Figure 9 - Back Door & Components. | 144-145 |
| Figure 10 - Back Door Tailgate & Components. | 146-147 |
| Figure 11 - Safety Cable & Components. | 148-149 |
| Figure 12 - Lights. | 150-151 |
| Figure 13 - Roof & Components. | 152-153 |
| Figure 14 - Tie Down Kit. | 154-155 |

FIGURE 1
FRONT DRIVE SHAFT PANEL

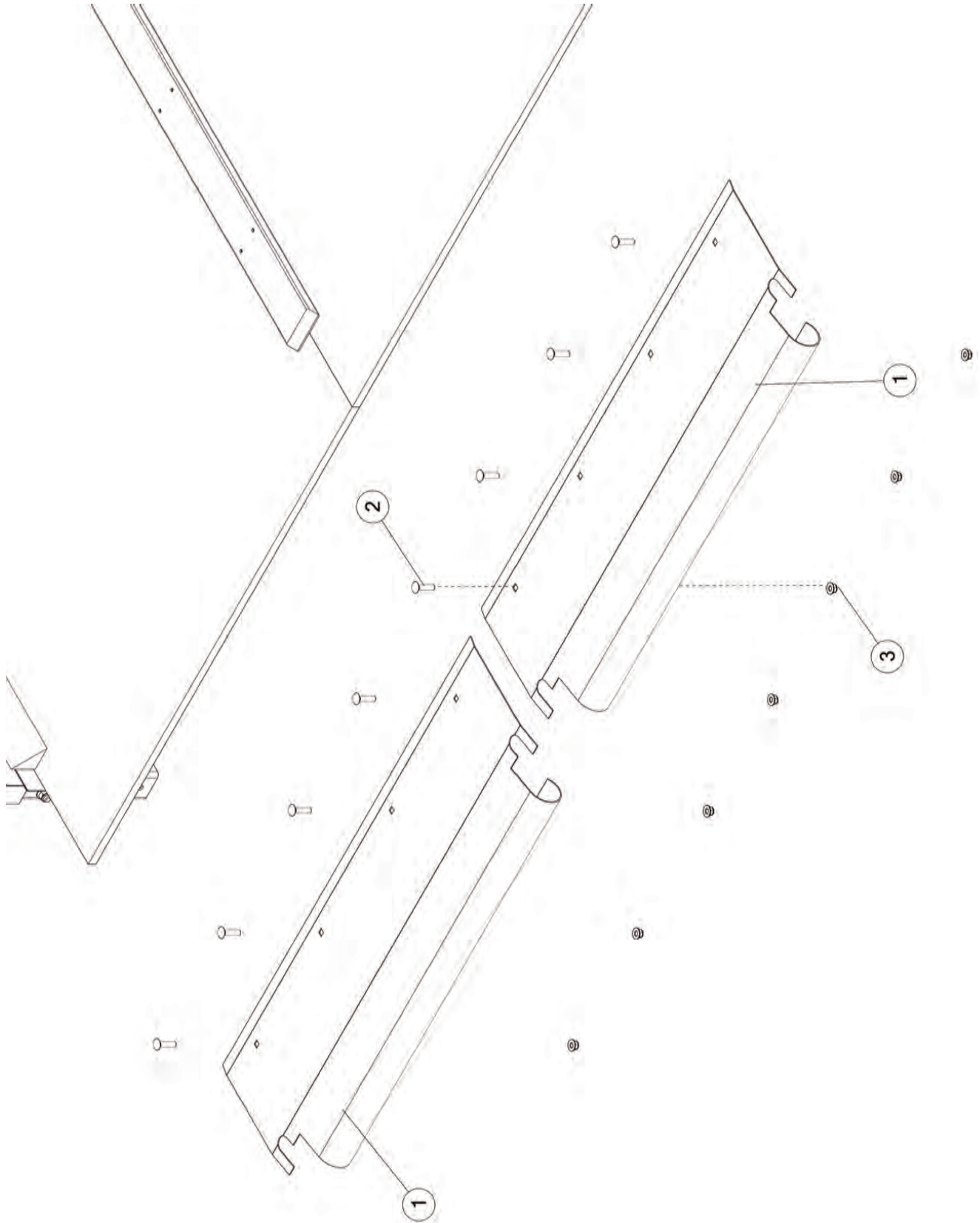


FIGURE 1
FRONT DRIVE SHAFT PANEL

| <u>ITEM</u> | <u>QTY 17'</u> | <u>QTY 19'</u> | <u>QTY 21'</u> | <u>PART#</u> | <u>DESCRIPTION</u> |
|-------------|----------------|----------------|----------------|--------------|-------------------------------|
| 1 | 2 | 2 | 2 | 72996 | SHAFT GUARD |
| 2 | 8 | 8 | 8 | YBCR12015 | BOLT CARRIAGE, 3/8 X 1-1/2 G5 |
| 3 | 8 | 8 | 8 | YNFG12006 | NUT FLANGE, 3/8 |

FIGURE 2 SIDE STAKES

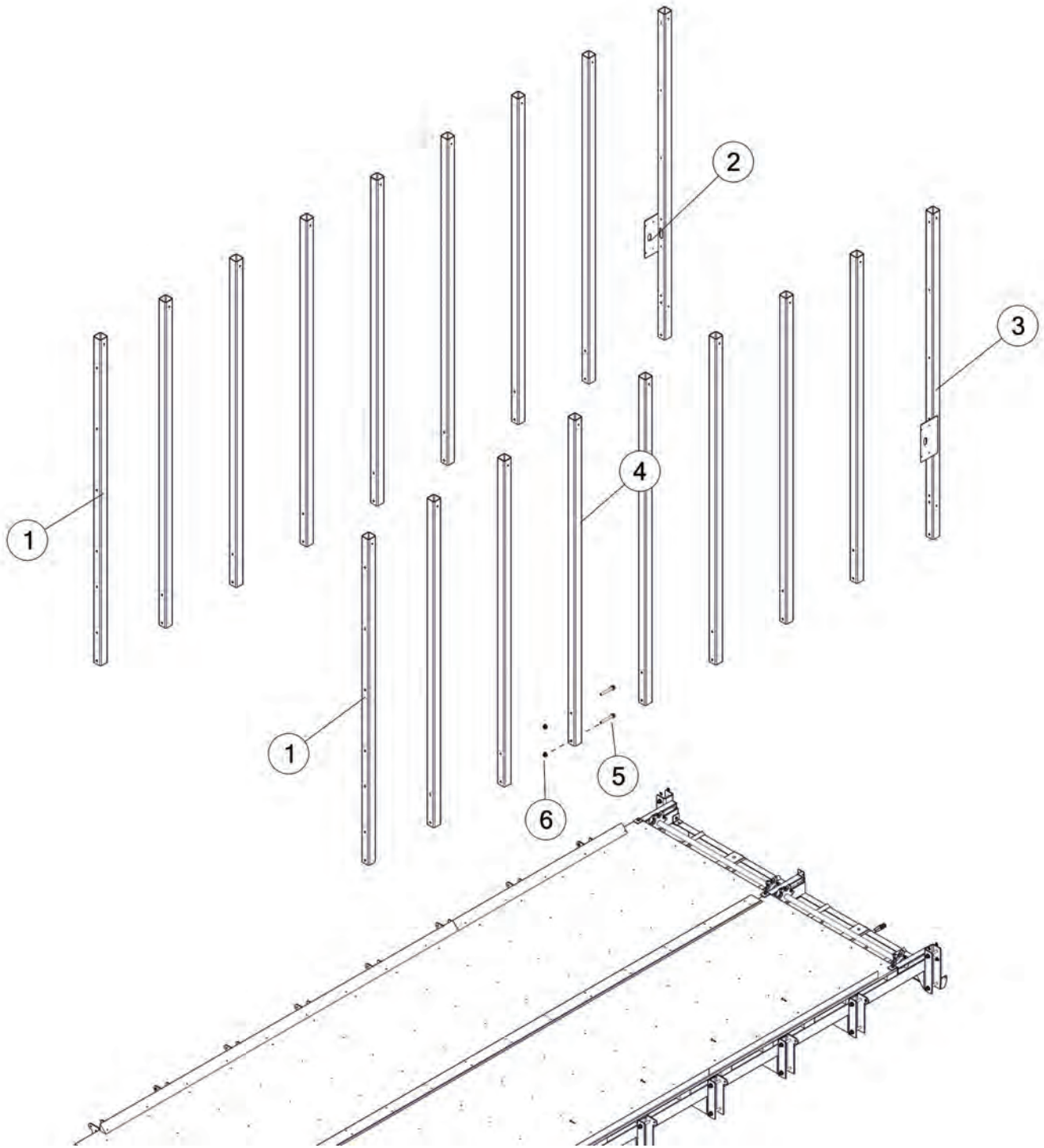


FIGURE 2 SIDE STAKES

| <u>ITEM</u> | <u>QTY 17'</u> | <u>QTY 19'</u> | <u>QTY 21'</u> | <u>PART#</u> | <u>DESCRIPTION</u> |
|-------------|----------------|----------------|----------------|--------------|-----------------------------|
| 1 | 2 | 2 | 2 | 86407 | FRONT STAKE |
| 2 | 1 | 1 | 1 | 87010 | BACK STAKE RH |
| 3 | 1 | 1 | 1 | 87008 | BACK STAKE LH |
| 4 | 14 | 16 | 18 | IFB124 | SIDE STAKE |
| 5 | 24 | 28 | 32 | YBFB16400 | BOLT FLANGE, 1/2 X 4 G5 |
| 6 | 28 | 32 | 36 | YNFG16003 | NUT FLANGE, 1/2 |
| * | 4 | 4 | 4 | YBFB16450 | BOLT FLANGE, 1/2 X 4-1/2 G5 |

FIGURE 3
17 FT SIDE METAL & TOP FILLER PANELS RH

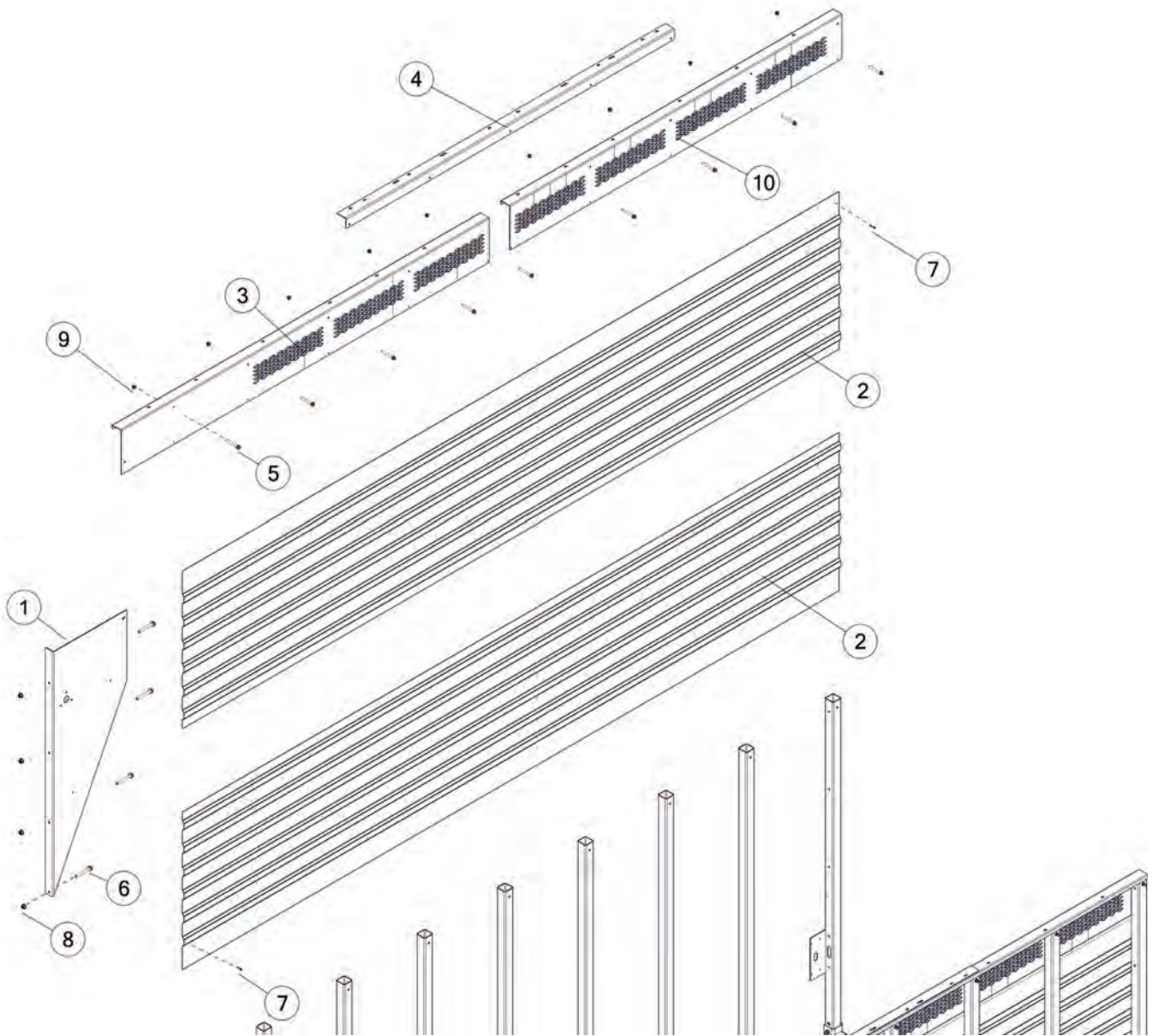


FIGURE 3
17 FT SIDE METAL & TOP FILLER PANELS RH

| <u>ITEM</u> | <u>QTY 17'</u> | <u>PART#</u> | <u>DESCRIPTION</u> |
|--------------------|-----------------------|---------------------|-----------------------------|
| 1 | 1 | 86695 | 4TH BEATER FILLER PANEL |
| 2 | 2 | S476 | SIDE STEEL, 17 FT |
| 3 | 1 | 87106 | TOP RAIL, FRONT |
| 4 | 1 | 87107 | TOP RAIL SPLICE |
| 5 | 9 | YBFB12350 | BOLT FLANGE, 3/8 X 3-1/2 G5 |
| 6 | 4 | YBFB16400 | BOLT FLANGE, 1/2 X 4 G5 |
| 7 | 54 | YSDR66008 | SCREW SELF DRILLING, 1-1/4 |
| 8 | 4 | YNFG16003 | NUT FLANGE, 1/2 |
| 9 | 9 | YNFG12006 | NUT FLANGE, 3/8 |
| 10 | 1 | 87105 | TOP RAIL, BACK |

FIGURE 3
19 AND 21 FT SIDE METAL & TOP FILLER PANELS RH

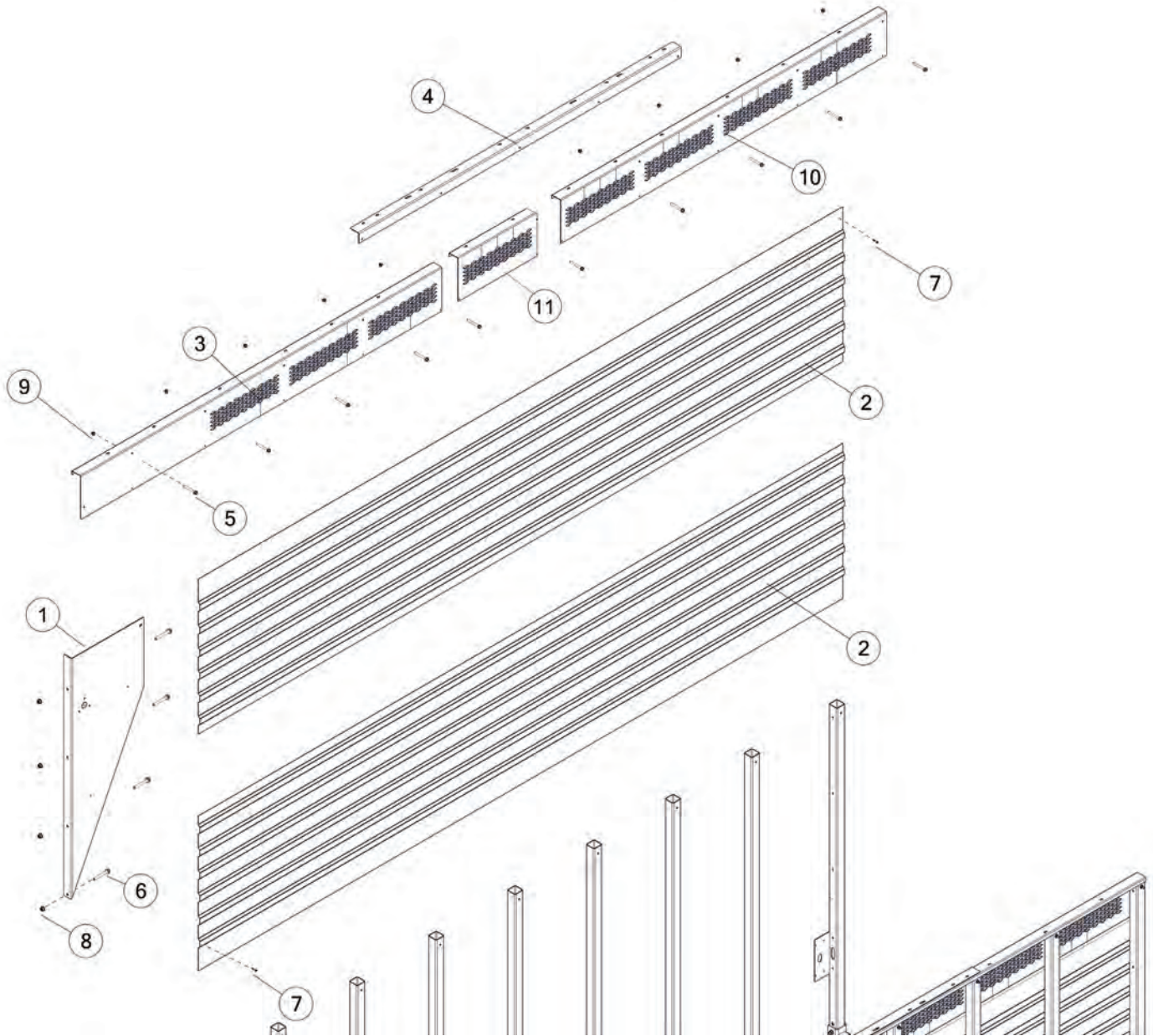


FIGURE 3

19 AND 21 FT SIDE METAL & TOP FILLER PANELS RH

| <u>ITEM</u> | <u>QTY 19'</u> | <u>QTY 21'</u> | <u>PART#</u> | <u>DESCRIPTION</u> |
|-------------|----------------|----------------|--------------|-----------------------------|
| 1 | 1 | 1 | 86695 | |
| 2 | 1 | - | S477 | 4TH BEATER FILLER PANEL |
| 2 | - | 2 | S478 | SIDE STEEL, 19 FT |
| 3 | 1 | 1 | 87106 | SIDE STEEL, 21 FT |
| 4 | 1 | 1 | 87107 | TOP RAIL, FRONT |
| 5 | 10 | 11 | YBFB12350 | TOP RAIL SPLICE |
| 6 | 4 | 4 | YBFB16400 | BOLT FLANGE, 3/8 X 3-1/2 G5 |
| 7 | 60 | 68 | YSDR66008 | BOLT FLANGE, 1/2 X 4 G5 |
| 8 | 4 | 4 | YNFG16003 | SCREW SELF DRILLING, 1-1/4 |
| 9 | 10 | 11 | YNFG12006 | NUT FLANGE, 1/2 |
| 10 | 1 | 1 | 87105 | NUT FLANGE, 3/8 |
| 11 | 1 | - | 87189 | TOP RAIL, BACK |
| 11 | - | 1 | 87229 | TOP RAIL, CENTER |
| | | | | TOP RAIL, CENTER |

- NOT USED ON THIS MODEL

FIGURE 4
17 FT SIDE METAL & TOP FILLER PANELS LH

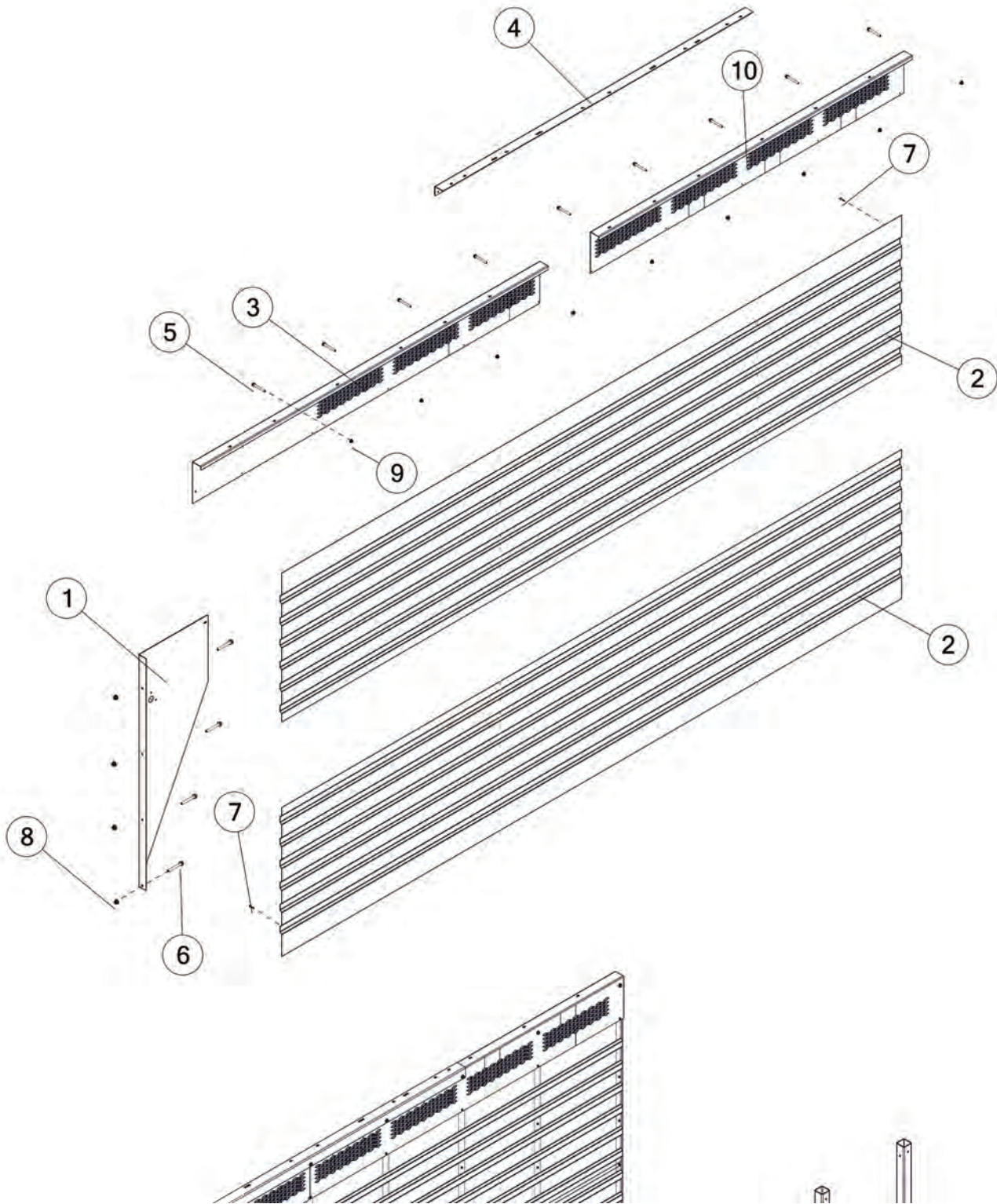


FIGURE 4
17 FT SIDE METAL & TOP FILLER PANELS LH

| <u>ITEM</u> | <u>QTY 19'</u> | <u>QTY 21'</u> | <u>PART#</u> | <u>DESCRIPTION</u> |
|-------------|----------------|----------------|--------------|-----------------------------|
| 1 | 1 | 86696 | | 4TH BEATER FILLER PANEL |
| 2 | 2 | S476 | | SIDE STEEL, 17 FT |
| 3 | 1 | 87100 | | TOP RAIL, FRONT |
| 4 | 1 | 87107 | | TOP RAIL SPLICE |
| 5 | 9 | YBFB12350 | | BOLT FLANGE, 3/8 X 3-1/2 G5 |
| 6 | 4 | YBFB16400 | | BOLT FLANGE, 1/2 X 4 G5 |
| 7 | 54 | YSDR66008 | | SCREW SELF DRILLING, 1-1/4 |
| 8 | 4 | YNFG16003 | | NUT FLANGE, 1/2 |
| 9 | 9 | YNFG12006 | | NUT FLANGE, 3/8 |
| 10 | 1 | 87099 | | TOP RAIL, BACK |

FIGURE 4
19 AND 21 FT SIDE METAL & TOP FILLER PANELS LH

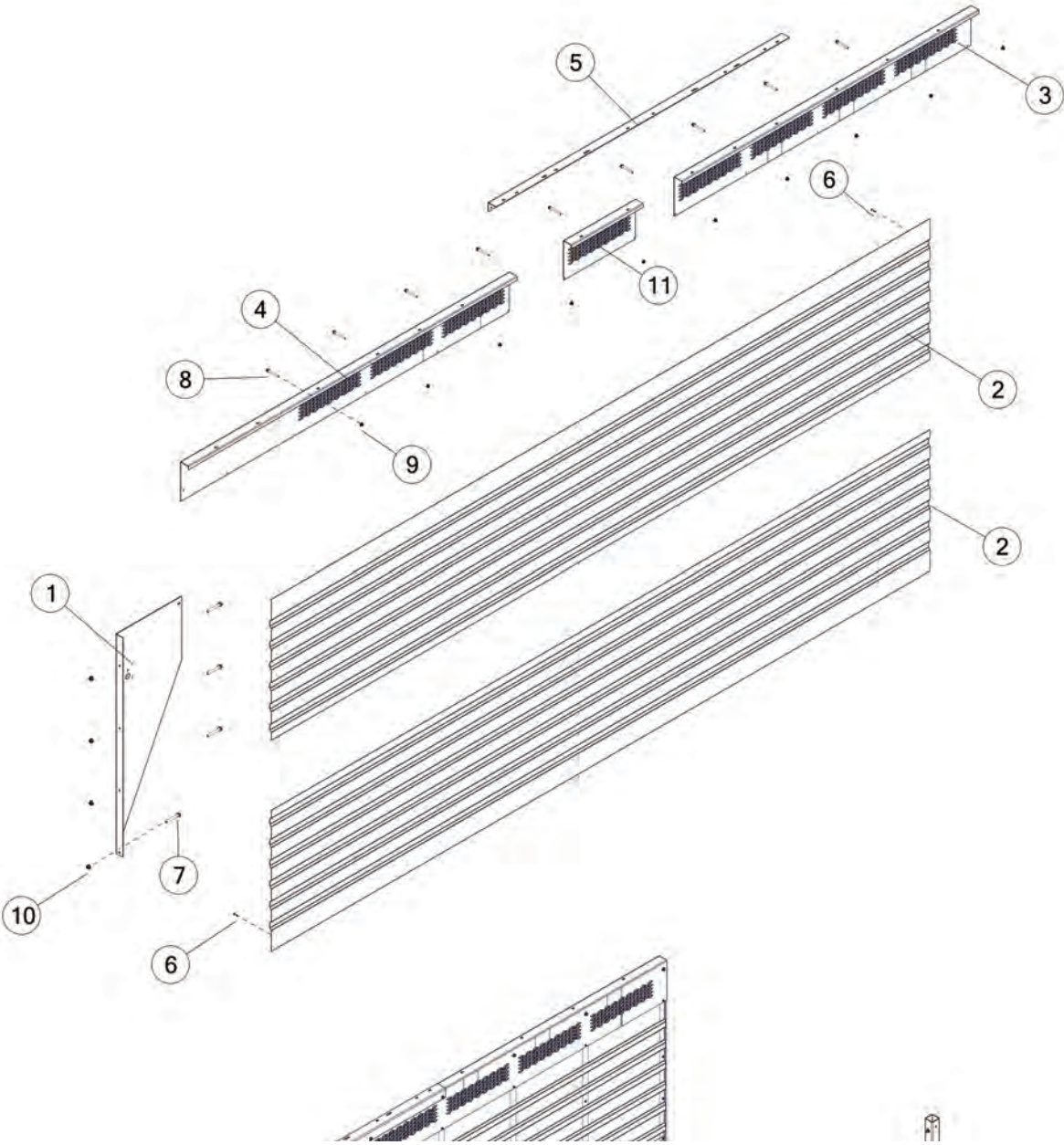


FIGURE 4
19 AND 21 FT SIDE METAL & TOP FILLER PANELS LH

| <u>ITEM</u> | <u>QTY 19'</u> | <u>QTY 21'</u> | <u>PART#</u> | <u>DESCRIPTION</u> |
|-------------|----------------|----------------|--------------|-----------------------------|
| 1 | 1 | 1 | 86696 | 4TH BEATER FILLER PANEL |
| 2 | 1 | - | S477 | SIDE STEEL, 19 FT |
| 2 | - | 2 | S478 | SIDE STEEL, 21 FT |
| 3 | 1 | 1 | 87099 | TOP RAIL, FRONT |
| 4 | 1 | 1 | 87100 | TOP RAIL SPLICE |
| 5 | 10 | 11 | YBFB12350 | BOLT FLANGE, 3/8 X 3-1/2 G5 |
| 6 | 4 | 4 | YBFB16400 | BOLT FLANGE, 1/2 X 4 G5 |
| 7 | 60 | 68 | YSDR66008 | SCREW SELF DRILLING, 1-1/4 |
| 8 | 4 | 4 | YNFG16003 | NUT FLANGE, 1/2 |
| 9 | 10 | 11 | YNFG12006 | NUT FLANGE, 3/8 |
| 10 | 1 | 1 | 87105 | TOP RAIL, BACK |
| 11 | 1 | - | 87189 | TOP RAIL, CENTER |
| 11 | - | 1 | 87229 | TOP RAIL, CENTER |

- NOT USED ON THIS MODEL

FIGURE 5 **17 FT FLOOR & COMPONENTS**

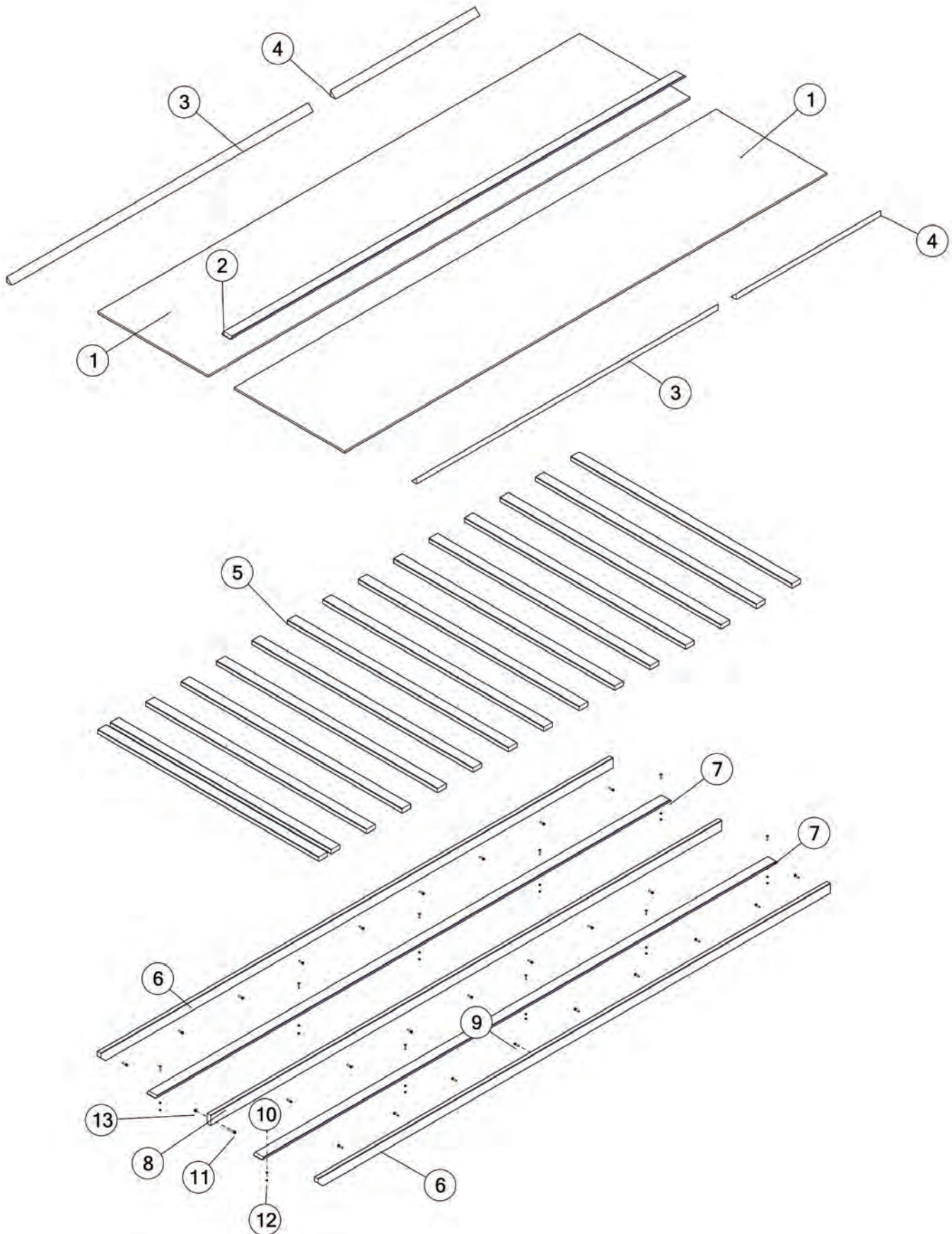


FIGURE 5
17 FT FLOOR & COMPONENTS

| <u>ITEM</u> | <u>QTY 17'</u> | <u>PART#</u> | <u>DESCRIPTION</u> |
|-------------|----------------|--------------|-------------------------------|
| 1 | 2 | LBP12192 | PLYWOOD FLOOR |
| 2 | 1 | S164 | APRON CHAIN CENTER SPACER |
| 3 | 2 | LBST22 | APRON CHAIN SIDE SPACER |
| 4 | 2 | 78967 | APRON CHAIN SIDE SPACER |
| 5 | 15 | LB2488 | FLOOR CROSS MEMBER |
| 6 | 2 | 69060 | FLOOR SUPPORT |
| 7 | 2 | 76645 | APRON CHAIN RETURN SLIDE |
| 8 | 1 | 69061 | CENTER FLOOR SUPPORT |
| 9 | 23 | YBLG12150 | BOLT LAG, 3/8 X 1-1/2 GA |
| 10 | 10 | YBCR08010 | BOLT CARRIAGE, 1/4 X 1-1/2 G5 |
| 11 | 1 | YBFB12250 | BOLT FLANGE, 3/8 X 2-1/2 G5 |
| 12 | 20 | YNHX08007 | NUT HEX, 1/4 G5 |
| 13 | 1 | YNFG12006 | NUT FLANGE, 3/8 |

FIGURE 5 **19 FT FLOOR & COMPONENTS**

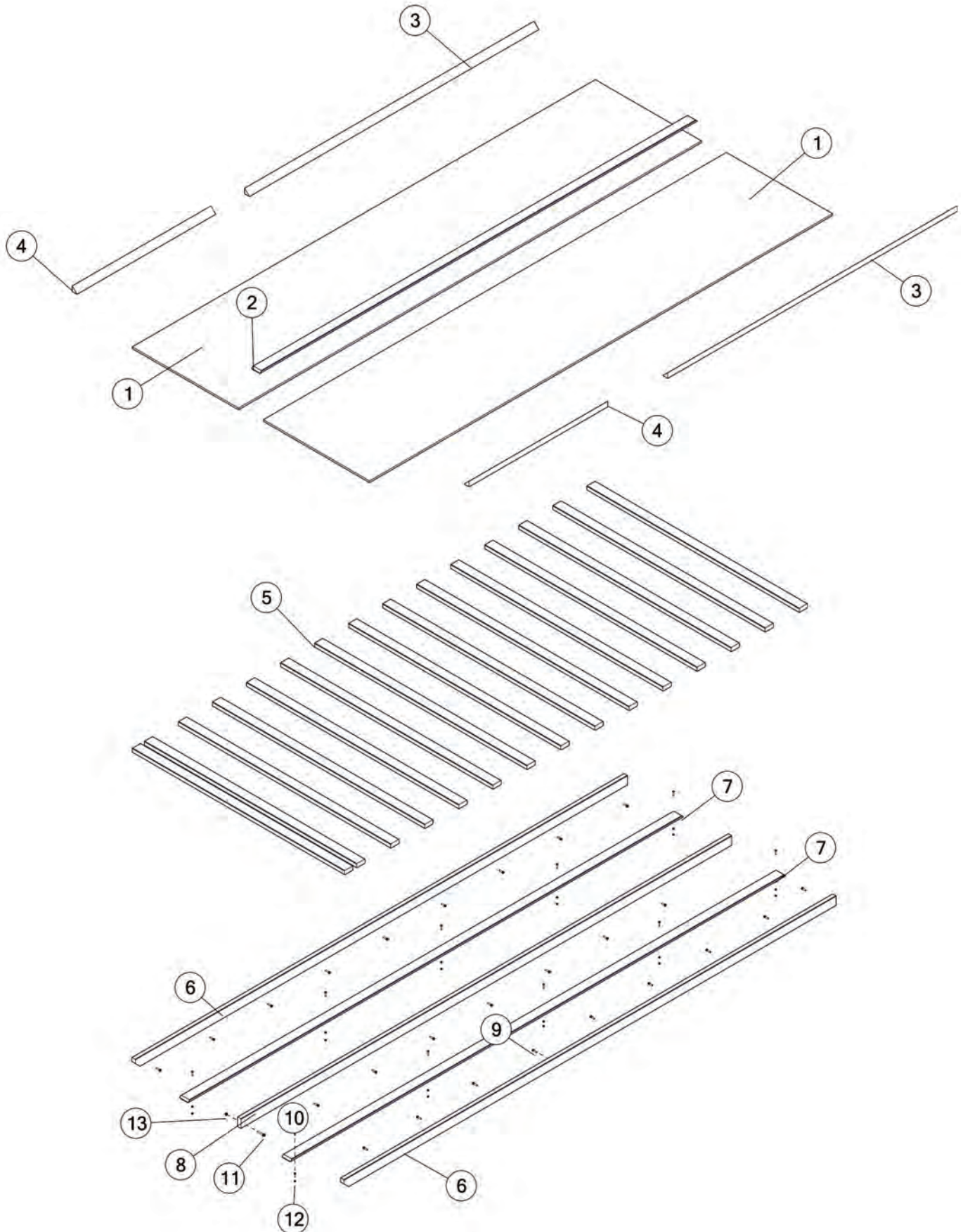


FIGURE 5

19 FT FLOOR & COMPONENTS

| <u>ITEM</u> | <u>QTY</u> | <u>19'</u> | <u>PART#</u> | <u>DESCRIPTION</u> |
|-------------|------------|------------|--------------|-------------------------------|
| 1 | 2 | | LBP12216 | PLYWOOD FLOOR |
| 2 | 1 | | S485 | APRON CHAIN CENTER SPACER |
| 3 | 2 | | LBST22 | APRON CHAIN SIDE SPACER |
| 4 | 2 | | 87185 | APRON CHAIN SIDE SPACER |
| 5 | 17 | | LB2488 | FLOOR CROSS MEMBER |
| 6 | 2 | | 69071 | FLOOR SUPPORT |
| 7 | 2 | | 73436 | APRON CHAIN RETURN SLIDE |
| 8 | 1 | | 66885 | CENTER FLOOR SUPPORT |
| 9 | 25 | | YBLG12150 | BOLT LAG, 3/8 X 1-1/2 |
| 10 | 12 | | YBCR08010 | BOLT CARRIAGE, 1/4 X 1-1/2 G5 |
| 11 | 1 | | YBFB12250 | BOLT FLANGE, 3/8 X 2-1/2 G5 |
| 12 | 22 | | YNHX08007 | NUT HEX, 1/4 G5 |
| 13 | 1 | | YNFG12006 | NUT FLANGE, 3/8 |

FIGURE 5 21 FT FLOOR & COMPONENTS

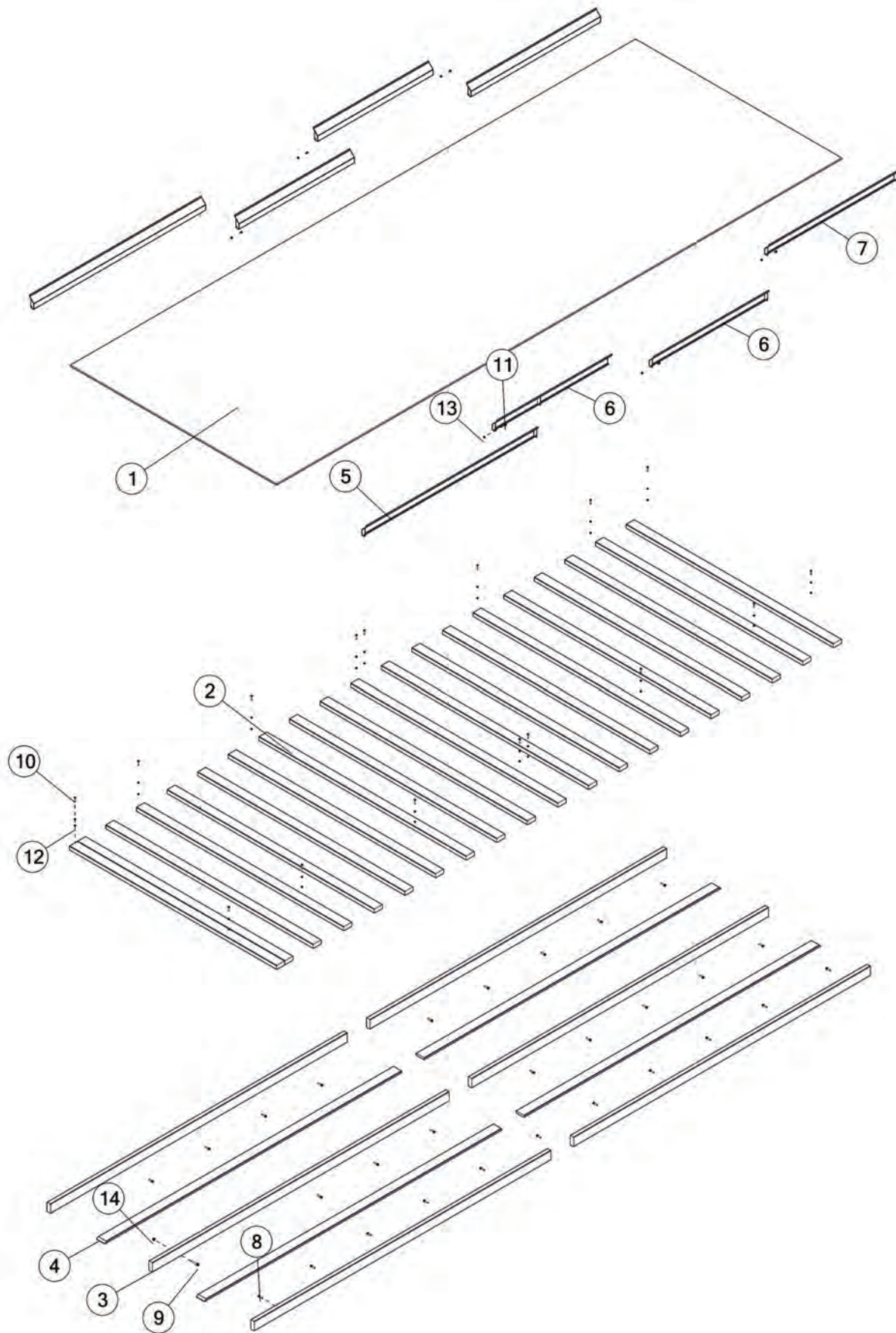


FIGURE 5

21 FT FLOOR & COMPONENTS

| <u>ITEM</u> | <u>QTY 21'</u> | <u>PART#</u> | <u>DESCRIPTION</u> |
|-------------|----------------|--------------|-------------------------------|
| 1 | 1 | 85467 | POLY FLOOR |
| 2 | 20 | LB2488 | FLOOR CROSS MEMBER |
| 3 | 6 | 87240 | CENTER FLOOR SUPPORT |
| 4 | 4 | 87248 | APRON CHAIN RETURN SLIDE |
| 5 | 2 | 83488 | APRON CHAIN SIDE SPACER |
| 6 | 4 | 8352 | APRON CHAIN SIDE SPACER |
| 7 | 2 | 85440 | APRON CHAIN SIDE SPACER |
| 8 | 30 | YBLG12150 | BOLT LAG, 3/8 X 1-1/2 GA |
| 9 | 1 | YBFB12250 | BOLT FLANGE, 3/8 X 2-1/2 G5 |
| 10 | 16 | YBCR08010 | BOLT CARRIAGE, 1/4 X 1-1/2 G5 |
| 11 | 6 | YBFB08005 | BOLT FLANGE, 1/4 X 1/2 G5 |
| 12 | 32 | YNHX08007 | NUT HEX, 1/4 G5 |
| 13 | 6 | YNFG08010 | NUT FLANGE, 1/4 |
| 14 | 1 | YNFG12006 | NUT FLANGE, 3/8 |

FIGURE 6
17 FT APRON CHAIN & COMPONENTS

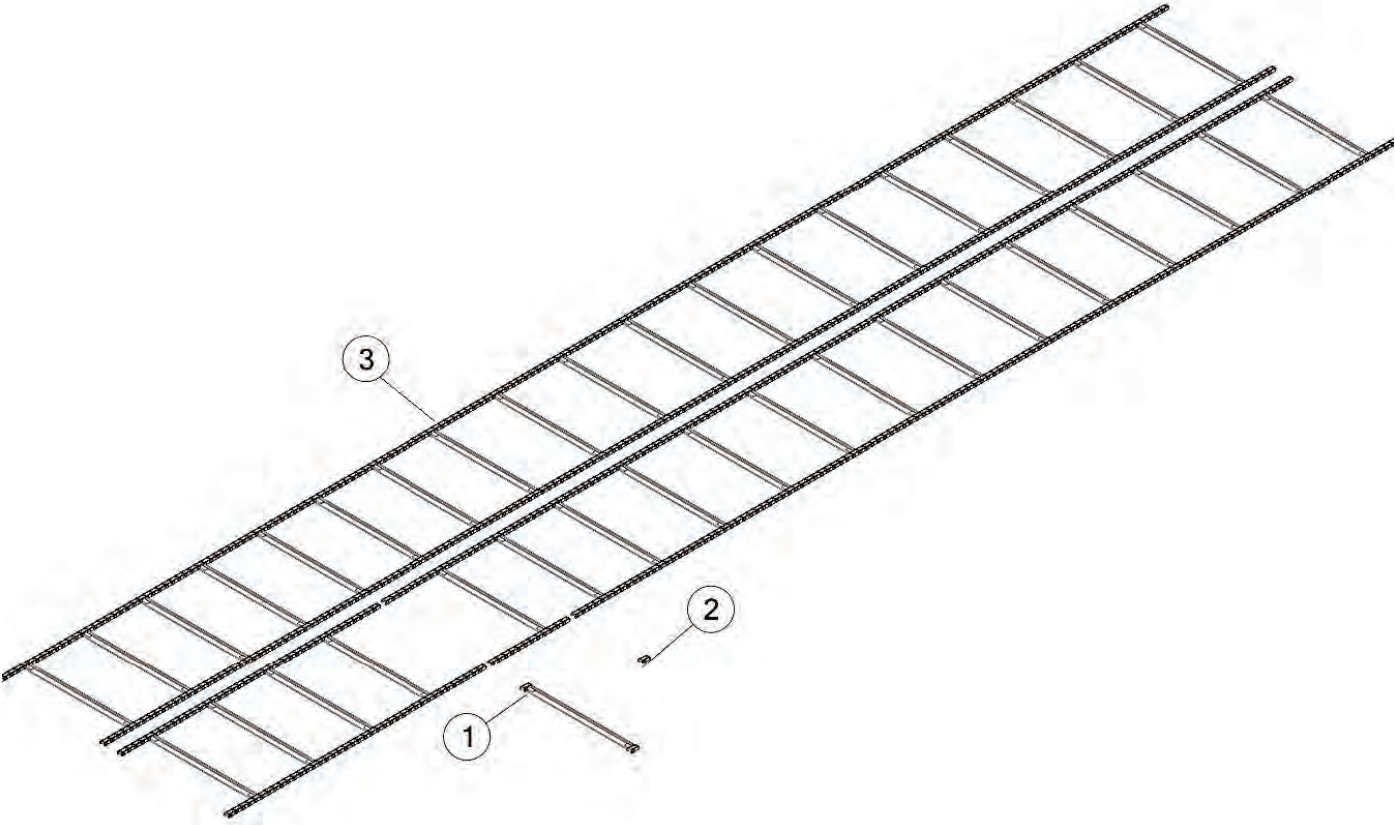


FIGURE 6
17 FT APRON CHAIN & COMPONENTS

| <u>ITEM</u> | <u>QTY 17'</u> | <u>PART#</u> | <u>DESCRIPTION</u> |
|--------------------|-----------------------|---------------------|------------------------------|
| 1 | ** | IFB133 | SLAT, W/ATTACHMENT LINK 667X |
| 2 | ** | IFB134 | CONN LINK W/PIN, 667X |
| 3 | 2 | 78755 | APRON CHAIN, 667X X 184 |

** AS NEEDED

FIGURE 6
19 AND 21 FT APRON CHAIN & COMPONENTS

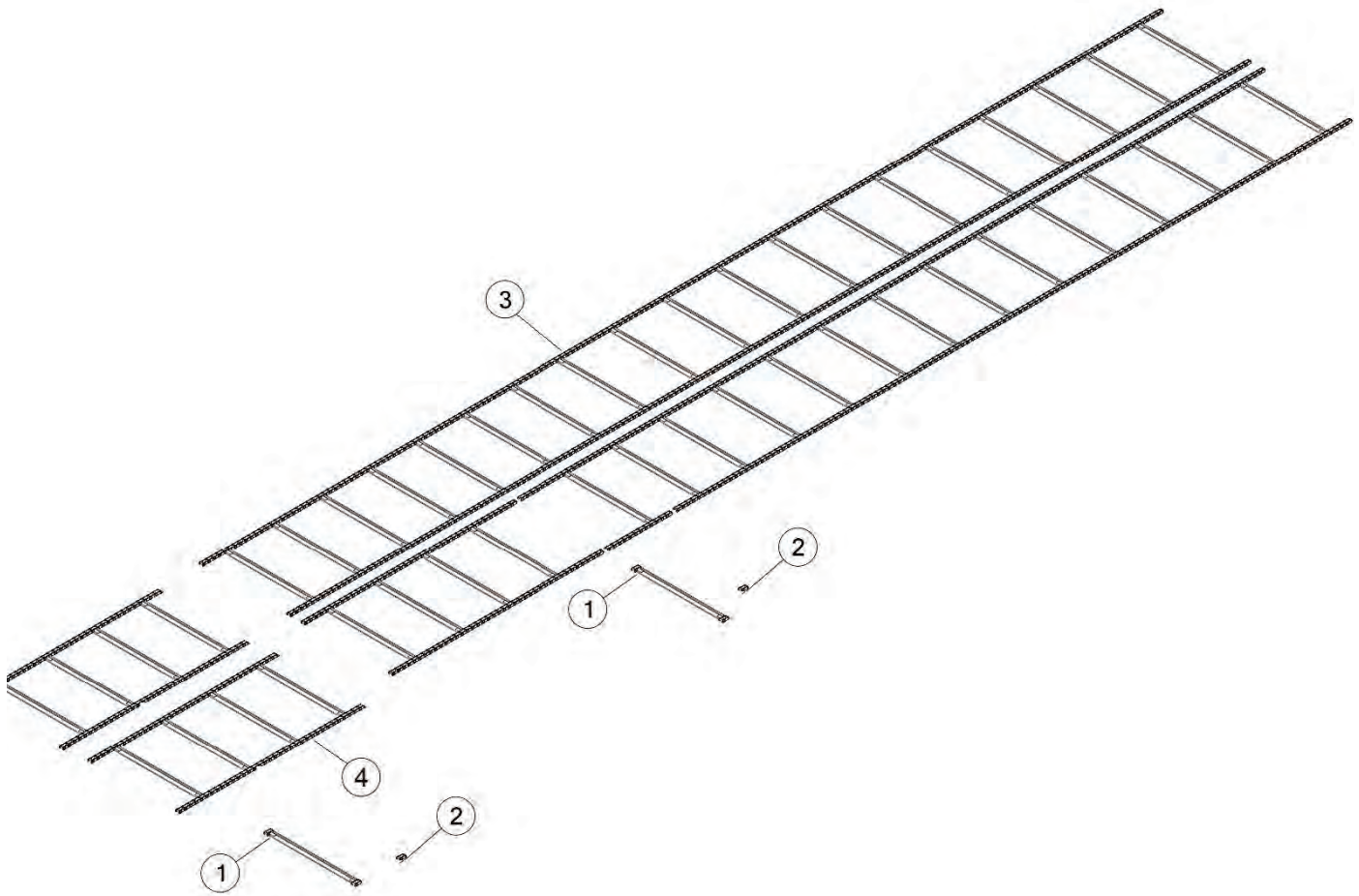


FIGURE 6
19 AND 21 FT APRON CHAIN & COMPONENTS

| <u>ITEM</u> | <u>QTY 19'</u> | <u>QTY 21'</u> | <u>PART#</u> | <u>DESCRIPTION</u> |
|-------------|----------------|----------------|--------------|------------------------------|
| 1 | ** | ** | IFB133 | SLAT, W/ATTACHMENT LINK 667X |
| 2 | ** | ** | IFB134 | CONN LINK W/PIN, 667X |
| 3 | 2 | 2 | 78755 | APRON CHAIN, 667X X 184 |
| 4 | 2 | - | 86158 | APRON CHAIN, 667X X 23 |
| 4 | - | 2 | 86185 | APRON CHAIN, 667X X 40 |

** AS NEEDED

- NOT USED ON THIS MODEL

FIGURE 7 IDLER SHAFT & COMPONENTS

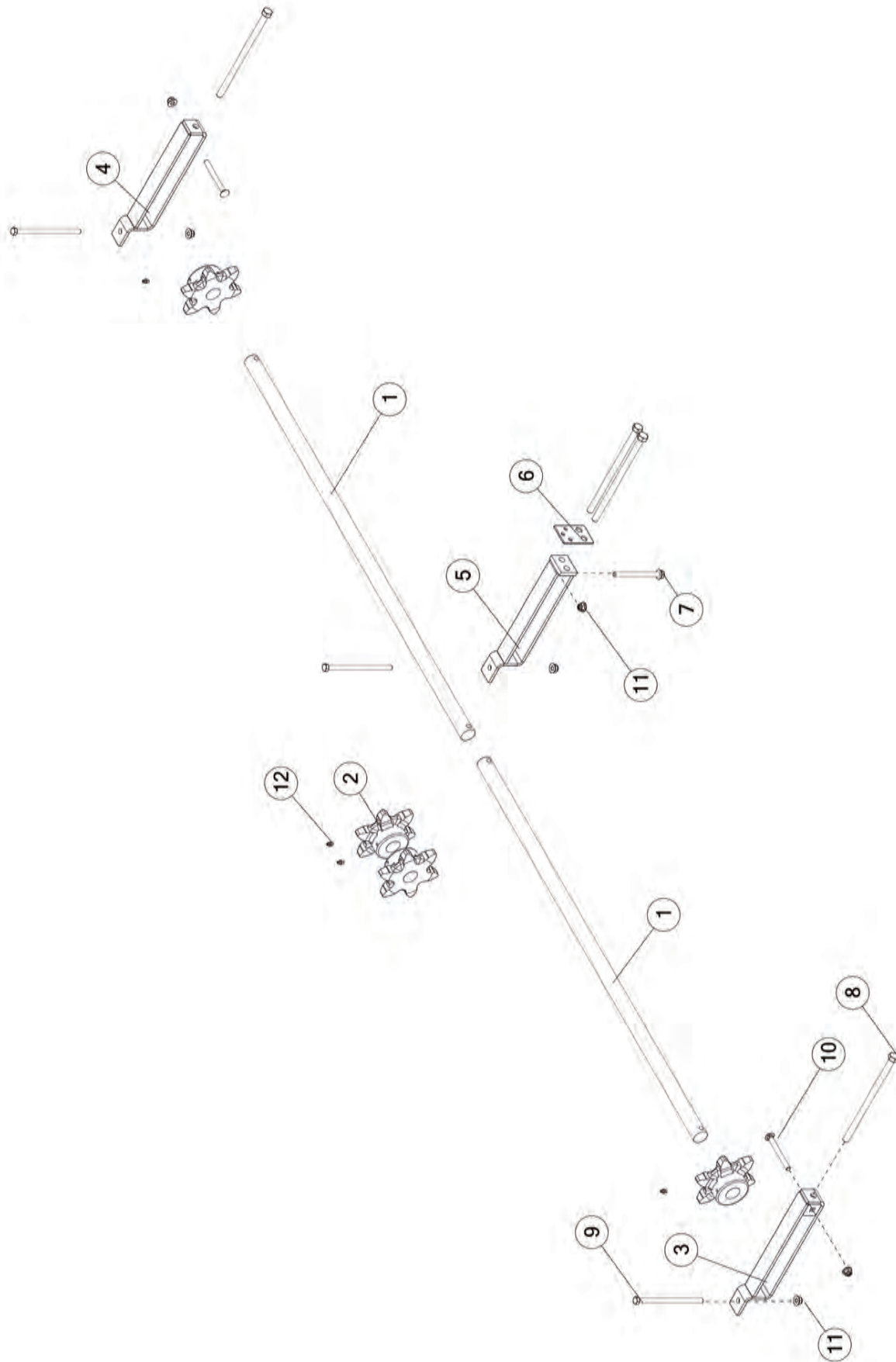


FIGURE 7

IDLER SHAFT & COMPONENTS

| <u>ITEM</u> | <u>QTY 17'</u> | <u>QTY 19'</u> | <u>QTY 21'</u> | <u>PART#</u> | <u>DESCRIPTION</u> |
|-------------|----------------|----------------|----------------|--------------|-------------------------------|
| 1 | 2 | 2 | 2 | 87047 | IDLER SHAFT |
| 2 | 4 | 4 | 4 | S60 | IDLER SHAFT SPROCKET |
| 3 | 1 | 1 | 1 | 87041 | REAR IDLER BRACKET LH |
| 4 | 1 | 1 | 1 | 87046 | REAR IDLER BRACKET RH |
| 5 | 1 | 1 | 1 | S64 | CENTER IDLER BRACKET |
| 6 | 4 | 4 | 4 | S371 | CABLE BRACKET |
| 7 | 1 | 1 | 1 | YBFB12450 | BOLT FLANGE, 3/8 X 4-1/2 G5 |
| 8 | 4 | 4 | 4 | YBHH16190 | BOLT HEX, 1/2 X 9-1/2 |
| 9 | 3 | 3 | 3 | YBHH12240 | BOLT HEX, 3/8 X 6-1/2 G5 |
| 10 | 2 | 2 | 2 | YBCR12090 | BOLT CARRIAGE, 3/8 X 3-3/4 G5 |
| 11 | 6 | 6 | 6 | YNFG12006 | NUT FLANGE, 3/8 |
| 12 | 4 | 4 | 4 | G89 | STRAIGHT ZERK 1/4-28 X 90 |

FIGURE 8
BACK INSERT & COMPONENTS

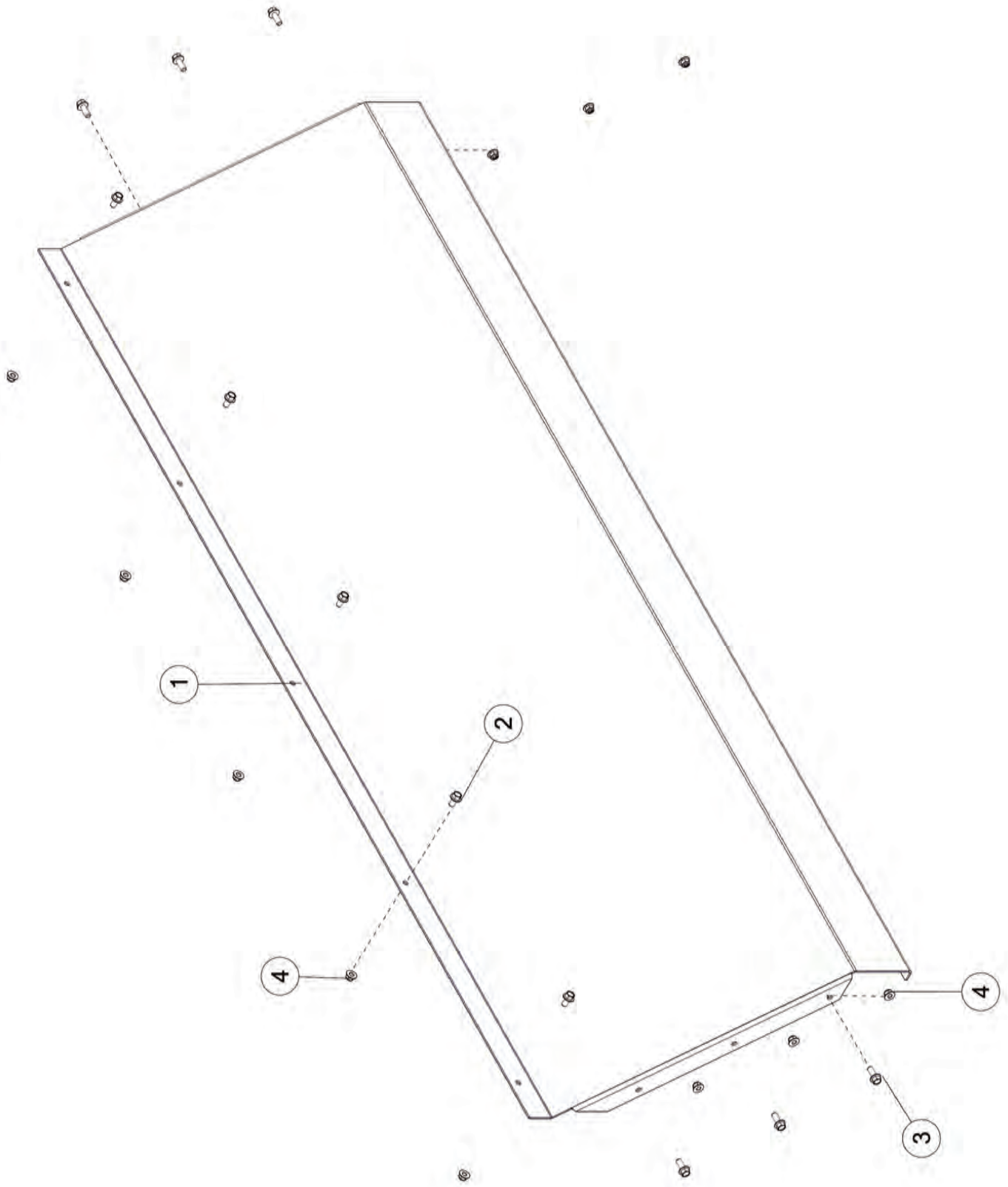


FIGURE 8
BACK INSERT & COMPONENTS

| <u>ITEM</u> | <u>QTY 17'</u> | <u>QTY 19'</u> | <u>QTY 21'</u> | <u>PART#</u> | <u>DESCRIPTION</u> |
|-------------|----------------|----------------|----------------|--------------|---------------------------|
| 1 | 1 | 1 | 1 | 87142B | INSERT, REAR W/DECALS |
| 2 | 5 | 5 | 5 | YBFB12075 | BOLT FLANGE, 3/8 X 3/4 G5 |
| 3 | 6 | 6 | 6 | YBFB12003 | BOLT FLANGE, 3/8 X 1 G5 |
| 4 | 11 | 11 | 11 | YNFG12006 | NUT FLANGE, 3/8 |

FIGURE 9 **BACK DOOR & COMPONENTS**

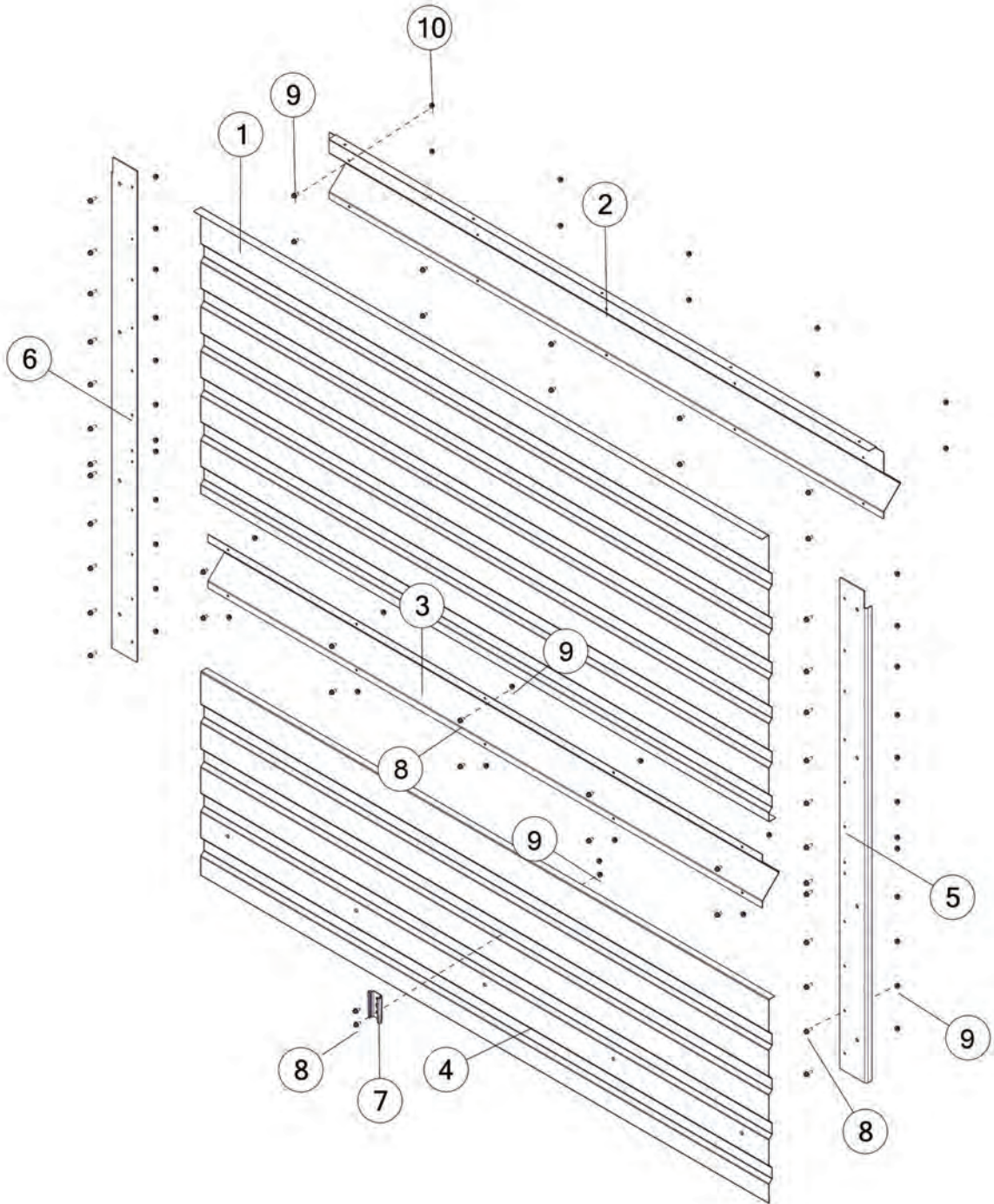


FIGURE 9
BACK DOOR & COMPONENTS

| <u>ITEM</u> | <u>QTY 17'</u> | <u>QTY 19'</u> | <u>QTY 21'</u> | <u>PART#</u> | <u>DESCRIPTION</u> |
|-------------|----------------|----------------|----------------|--------------|---------------------------|
| 1 | 1 | 1 | 1 | S188 | BACK DOOR TOP STEEL |
| 2 | 1 | 1 | 1 | SSF14G07 | PANEL BRACE |
| 3 | 1 | 1 | 1 | 87093 | PANEL BRACE |
| 4 | 1 | 1 | 1 | 87056 | BACK DOOR CENTER STEEL |
| 5 | 1 | 1 | 1 | 87061 | BACK DOOR TOP RH |
| 6 | 1 | 1 | 1 | 87063 | BACK DOOR TOP LH |
| 7 | 1 | 1 | 1 | F97 | SMV BRACKET |
| 8 | 46 | 46 | 46 | YBFB08075 | BOLT FLANGE, 1/4 X 3/4 G5 |
| 9 | 46 | 46 | 46 | YNFG08010 | NUT FLANGE, 1/4 |

FIGURE 10
BACK DOOR TAILGATE & COMPONENTS

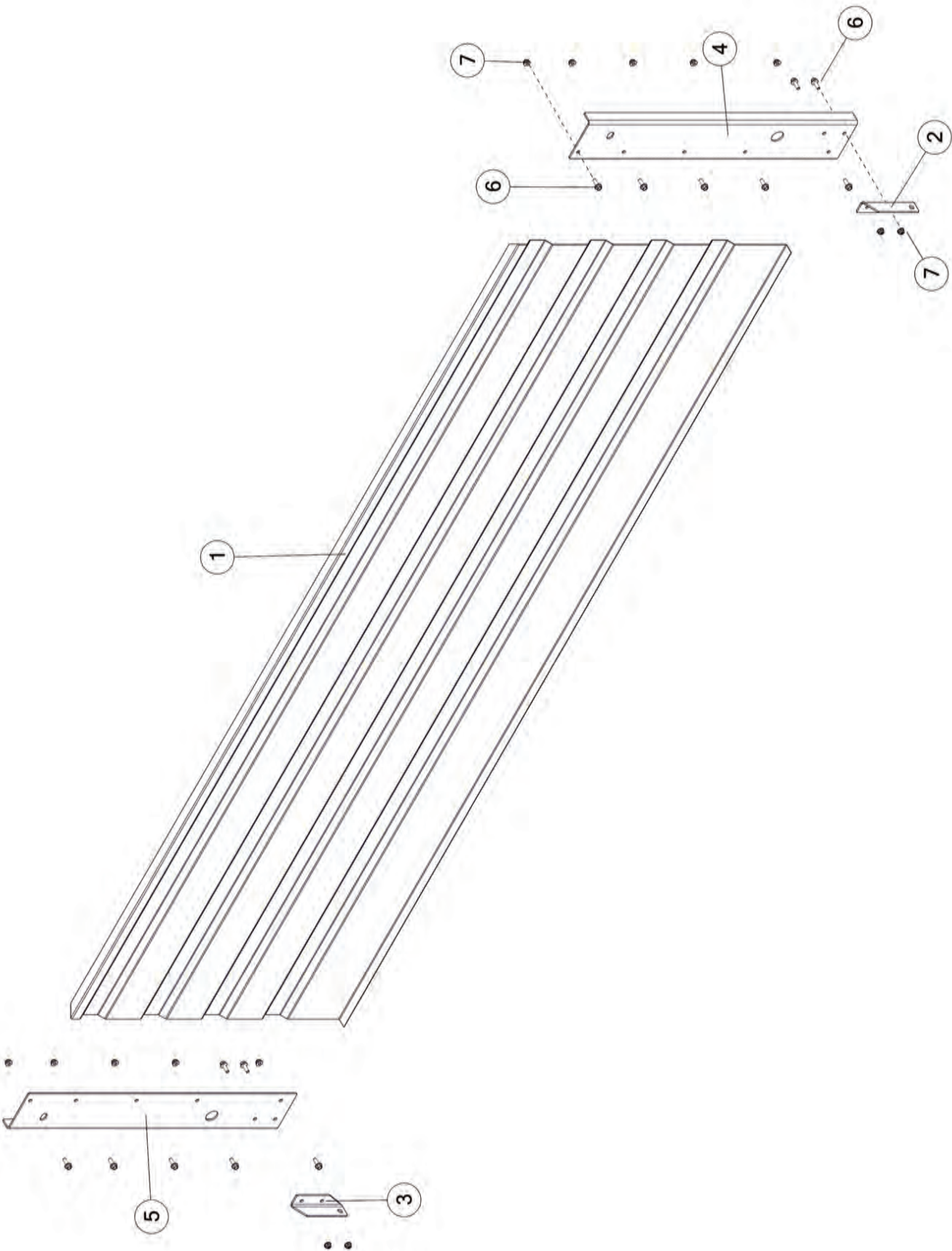


FIGURE 10
BACK DOOR TAILGATE & COMPONENTS

| <u>ITEM</u> | <u>QTY 17'</u> | <u>QTY 19'</u> | <u>QTY 21'</u> | <u>PART#</u> | <u>DESCRIPTION</u> |
|-------------|----------------|----------------|----------------|--------------|---------------------------|
| 1 | 1 | 1 | 1 | S197 | BACK DOOR TAILGATE STEEL |
| 2 | 1 | 1 | 1 | S199 | HINGE TOP PIECE RH |
| 3 | 1 | 1 | 1 | S193 | HINGE TOP PIECE LH |
| 4 | 1 | 1 | 1 | S196 | TAILGATE SIDE PIECE RH |
| 5 | 1 | 1 | 1 | S195 | TAILGATE SIDE PIECE LH |
| 6 | 14 | 14 | 14 | YBFB08075 | BOLT FLANGE, 1/4 X 3/4 G5 |
| 7 | 14 | 14 | 14 | YNFG08010 | NUT FLANGE, 1/4 |

FIGURE 11
SAFETY CABLE & COMPONENTS

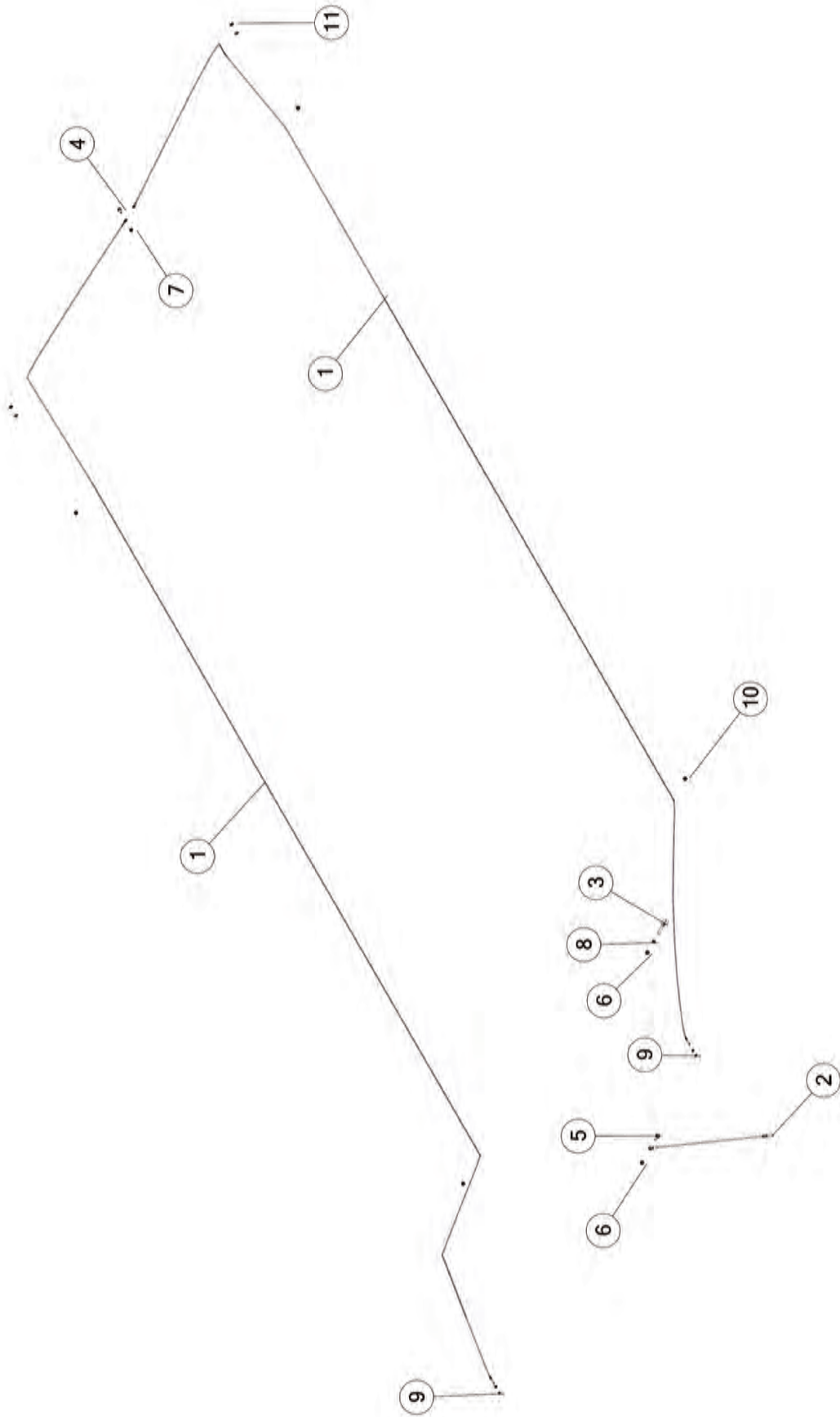


FIGURE 11

SAFETY CABLE & COMPONENTS

| <u>ITEM</u> | <u>QTY 17'</u> | <u>QTY 19'</u> | <u>QTY 21'</u> | <u>PART#</u> | <u>DESCRIPTION</u> |
|-------------|----------------|----------------|----------------|--------------|------------------------------|
| 1 | 2 | - | - | 87154 | EMERGENCY STOP CABLE RH |
| 1 | - | 2 | - | 80810 | EMERGENCY STOP CABLE RH |
| 1 | - | - | 2 | 87158 | EMERGENCY STOP CABLE RH |
| 2 | 1 | 1 | 1 | 80576 | EMERGENCY STOP CABLE LH |
| 3 | 1 | 1 | 1 | YBTE12015 | BOLT TURNED EYE, 3/8 X 2-1/2 |
| 4 | 1 | 1 | 1 | YBFB10075 | BOLT FLANGE, 5/16 X 3/4 G5 |
| 5 | 1 | 1 | 1 | YBFB12003 | BOLT FLANGE, 3/8 X 1 G5 |
| 6 | 2 | 2 | 2 | YNFG12006 | NUT FLANGE, 3/8 |
| 7 | 1 | 1 | 1 | YNFG10005 | NUT FLANGE, 5/16 |
| 8 | 1 | 1 | 1 | YNHX12005 | NUT, HEX, 3/8 |
| 9 | 4 | 4 | 4 | YNHX08006 | NUT, HEX, 1/4 G5 |
| 10 | 4 | 4 | 4 | 85283 | GROMMET |
| 11 | 4 | 4 | 4 | ST57 | PLASTIC GROMMET FOR CABLE |

- NOT USED ON THIS MODEL

FIGURE 12
LIGHTS

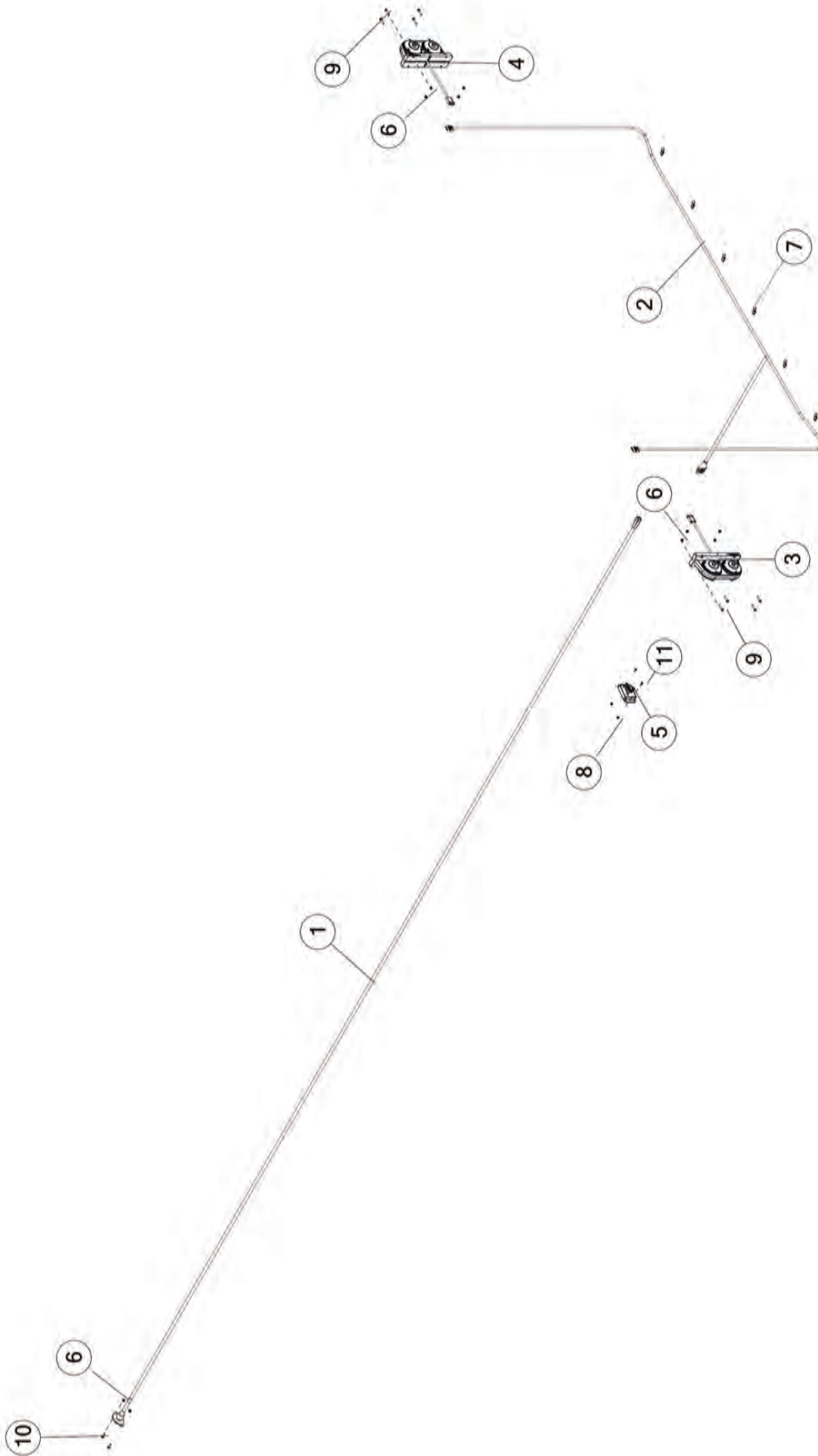


FIGURE 12 LIGHTS

| <u>ITEM</u> | <u>QTY 17'</u> | <u>QTY 19'</u> | <u>QTY 21'</u> | <u>PART#</u> | <u>DESCRIPTION</u> |
|-------------|----------------|----------------|----------------|--------------|--------------------------|
| 1 | 1 | 1 | - | BFR668 | LIGHT HARNESS, FRONT |
| 1 | - | - | 1 | BFR669 | LIGHT HARNESS, FRONT |
| 2 | 1 | 1 | 1 | 78360 | LIGHT HARNESS, BACK |
| 3 | 1 | 1 | 1 | 77923 | TAIL LIGHT LH |
| 4 | 1 | 1 | 1 | 77924 | TAIL LIGHT RH |
| 5 | 1 | 1 | 1 | 72755 | MODULE |
| 6 | 10 | 10 | 10 | YNFG08010 | NUT FLANGE, 1/4 |
| 7 | 21 | 22 | 27 | 56021 | METAL WIRE CLIP |
| 8 | 3 | 3 | 3 | YNNY64005 | NUT HEX, #10-24 G2 |
| 9 | 8 | 8 | 8 | YBHH08035 | BOLT HEX, 1/4 X 1-1/4 |
| 10 | 2 | 2 | 2 | YBFB08075 | BOLT FLANGE 1/4 X 3/4 G5 |
| 11 | 3 | 3 | 3 | YSPN64005 | SCREW PAN HEAD, 10 X 5/8 |

- NOT USED ON THIS MODEL

FIGURE 13 ROOF & COMPONENTS

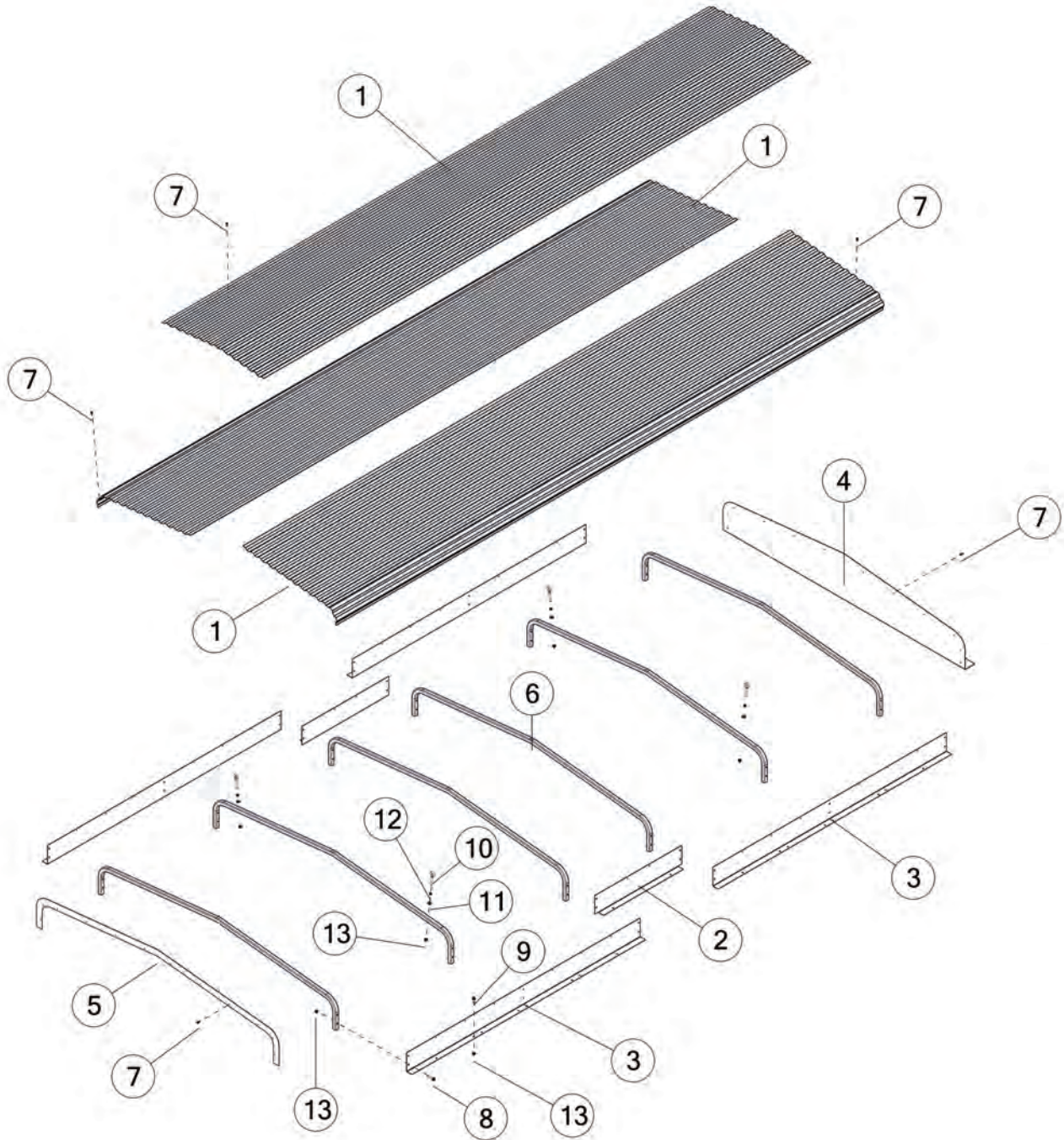


FIGURE 13

ROOF & COMPONENTS

| <u>ITEM</u> | <u>QTY 17'</u> | <u>QTY 19'</u> | <u>QTY 21'</u> | <u>PART#</u> | <u>DESCRIPTION</u> |
|-------------|----------------|----------------|----------------|--------------|--------------------------------------|
| 1 | 3 | - | - | 77545 | ROOF PANEL, 17 FT |
| 1 | - | 3 | - | 75749 | ROOF PANEL, 19 FT |
| 1 | - | - | 3 | 77574 | ROOF PANEL, 21 FT |
| 2 | 2 | - | - | 79883 | ROOF SILL MIDDLE, 17 FT |
| 2 | - | 2 | - | 79903 | ROOF SILL MIDDLE, 19 FT |
| 2 | - | - | 2 | 79905 | ROOF SILL MIDDLE, 21 FT |
| 3 | 4 | 4 | 4 | 79906 | ROOF SILL |
| 4 | 1 | 1 | 1 | 87161 | ROOF FILLER PANEL |
| 5 | 1 | 1 | 1 | 78170 | BRANCH GUARD, FRONT |
| 6 | 6 | 6 | 7 | 75759 | ROOF SUPPORT |
| 7 | 120 | 120 | 136 | YSDR68005 | SCREW SELF DRILLING, HEX WASHER, 3/4 |
| 8 | 24 | 24 | 28 | YBFB12200 | BOLT FLANGE, 3/8 X 2 G5 |
| 9 | 24 | 26 | 26 | YBFB12003 | BOLT FLANGE, 3/8 X 1 G5 |
| 10 | 4 | 4 | 4 | YBWE12100 | BOLT WELDED EYE, 3/8 X 3 |
| 11 | 4 | 4 | 4 | YWFL12005 | WASHER FLAT, 3/8 |
| 12 | 4 | 4 | 4 | YNHX12005 | NUT HEX, 3/8 |
| 13 | 52 | 54 | 58 | YNFG12006 | NUT FLANGE, 3/8 |

- NOT USED ON THIS MODEL

FIGURE 14
TIE DOWN KIT

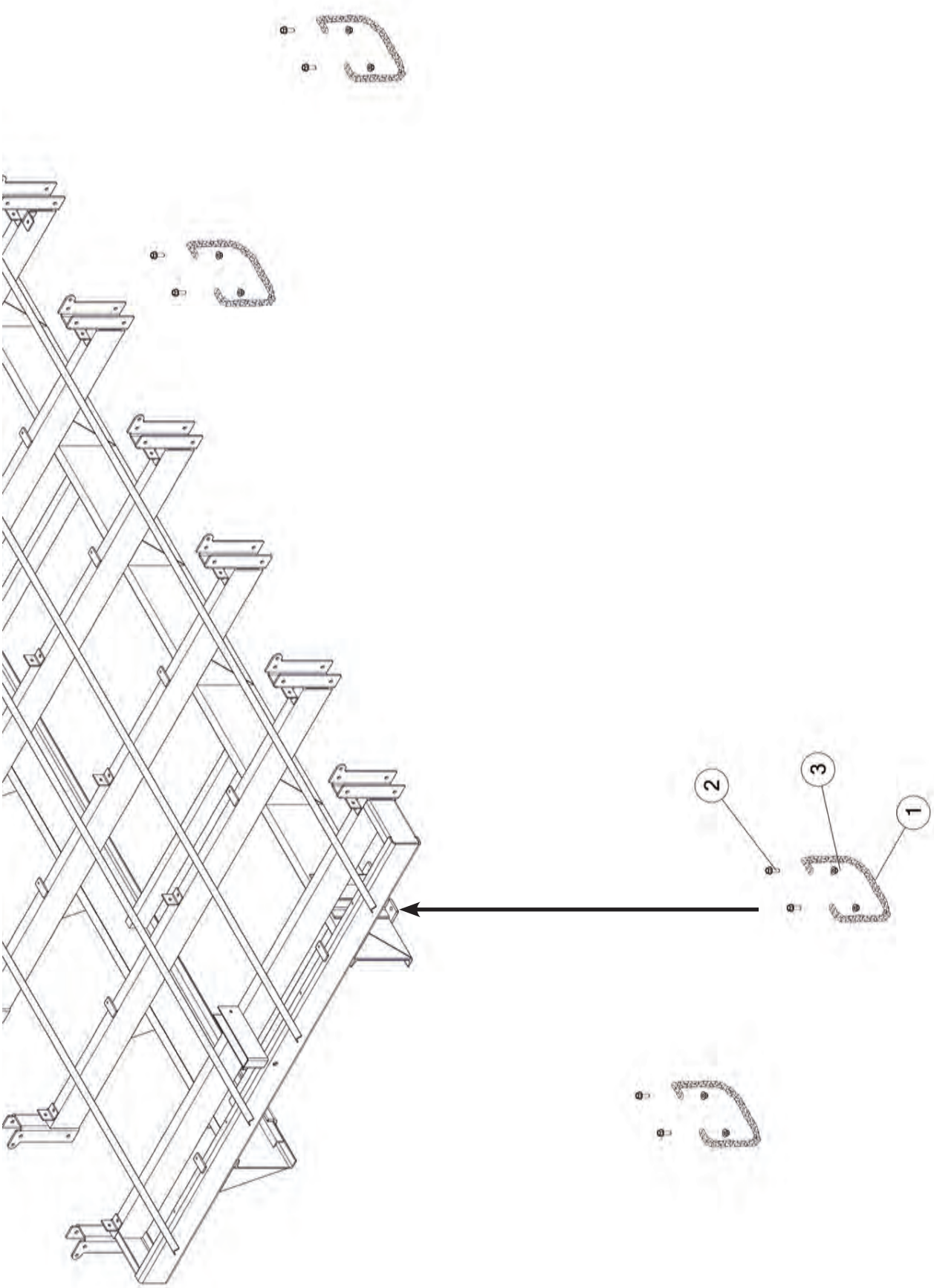


FIGURE 14
TIE DOWN KIT

| <u>ITEM</u> | <u>QTY 17'</u> | <u>QTY 19'</u> | <u>QTY 21'</u> | <u>PART#</u> | <u>DESCRIPTION</u> |
|-------------|----------------|----------------|----------------|--------------|-----------------------------|
| 1 | 4 | 4 | 4 | S322 | CHAIN COIL |
| 2 | 8 | 8 | 8 | YBFB16150 | BOLT FLANGE, 1/2 X 1-1/2 G5 |
| 3 | 8 | 8 | 8 | YNFG16003 | NUT FLANGE, 1/2 |

CHANGE NOTES

H&S MFG. CO.
products approved
for the
FEMA
SEAL OF QUALITY



Manufactured by:
H&S MANUFACTURING CO., INC.
2608 S. HUME AVE. MARSHFIELD, WI 54449
(715) 387-3414 | hsmfgco.com

